

SPECIFICATION FOR APPROVAL

1W, 2512, SC Type Low Resistance Chip Resistor (Lead / Halogen Free)

1. Scope

This specification applies to 3.2mm x 6.4mm size 1W, fixed metal foil with ceramic carrier current sensing resistors used in electronic equipment.

2. Type Designation

RL32646C - -

(1) (2) (3)

Where (1) Series No.

(2) Resistance value :

For example :

R003 = 3mΩ

R050 = 50mΩ

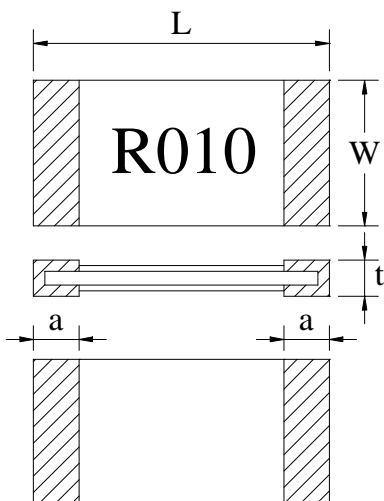
(3) Tolerance :

F= ± 1%

G= ± 2%

J= ± 5%

3. Type Designation



Code Letter	Dimensions (mm)	
		3264
L	6.35 ± 0.25	
W	3.20 ± 0.20	
a	0.90 ± 0.25	
t	3mΩ ~ 5mΩ, 7mΩ	1.05 ± 0.15
	6mΩ, R > 8mΩ	0.80 ± 0.15

Figure 1. Construction and Dimensions



SPECIFICATION FOR APPROVAL

4. Specification

Characteristics	Feature
Power Rating*	1W
Resistance Value	3 ~ 100mΩ
Temperature Coefficient of Resistance	±100ppm/°C
Operation Temperature Range	-55°C ~ +170°C
Resistance Tolerance	±1% , ±2% , ±5%
Insulation Resistance	Over 100MΩ
Maximum Working Voltage (V)	$(P \cdot R)^{1/2}$

Note * :

Power rating is based on continuous full load operation at rated ambient temperature of 70°C .

For resistors operated at ambient temperature in excess of 70°C , the maximum load shall be derated in accordance with the following curve.

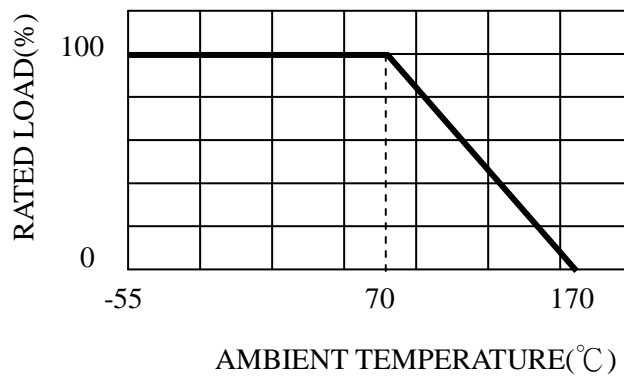


Figure 2. : Power Temperature Derating Curve



SPECIFICATION FOR APPROVAL

5. Reliability Performance

Test Item	Condition of Test	Requirements
Short Time Overload	2.5 x Rated power for 5 seconds Refer to JIS C 5201-1 4.13	$\Delta R : \pm (0.5\% + 0.0005\Omega)$ Without significant damage by flashover (spark, arching), burning or breakdown etc.
Thermal Shock	-55 ~150°C 1,000 cycles, 15 min at each extreme condition Refer to JIS C 5201-1 4.19	$\Delta R : \pm (0.5\% + 0.0005\Omega)$ Without distinct damage in appearance
Low Temperature Storage	Kept at -55°C, 1,000 hours Refer to JIS C 5201-1 4.23.4	$\Delta R : \pm (0.5\% + 0.0005\Omega)$ Without distinct damage in appearance
Resistance to Soldering Heat	Dipped into solder at 270 ± 5 °C for 20 ± 1 seconds Refer to JIS C 5201-1 4.18	$\Delta R : \pm (0.5\% + 0.0005\Omega)$ Without distinct damage in appearance
Load Life	Rated voltage for 1.5hours followed by a pause 0.5hour at 70 ± 3 °C Cycle repeated 1,000 hours Refer to JIS C 5201-1 4.25	$\Delta R : \pm (1.0\% + 0.0005\Omega)$ Without distinct damage in appearance
Damp Heat with Load	40 ± 2 °C with relative humidity 90% to 95%. D.C. rated voltage for 1.5 hours ON 30 minutes OFF. Cycle repeated 1,000 hours	$\Delta R : \pm (1.0\% + 0.0005\Omega)$ Without distinct damage in appearance
High Temperature Exposure	Kept at 170°C for 1,000 hours Refer to JIS C 5201-1 4.23.2	$\Delta R : \pm (1.0\% + 0.0005\Omega)$ Without distinct damage in appearance
Solderability	Temperature of Solder : 245 ± 5 °C Immersion Duration : 3 ± 0.5 second Refer to JIS C 5201-1 4.17	Uniform coating of solder cover minimum of 95% surface being immersed

**SPECIFICATION FOR APPROVAL**

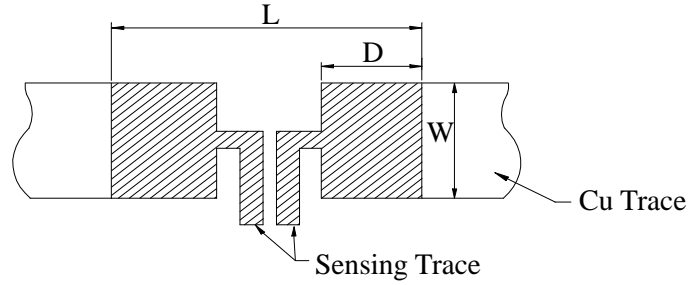
Test Item	Condition of Test	Requirements
Mechanical Shock	100 G's for 6milliseconds. 5 pulses Refer to JIS C 5201-1 4.21	$\Delta R : \pm (0.5\% + 0.0005\Omega)$ Without mechanical damage such as break
Substrate Bending	Glass-Epoxy board thickness : 1.6mm Bending width : 2mm Between the fulcrums : 90mm Refer to JIS C 5201-1 4.33	$\Delta R : \pm (0.5\% + 0.0005\Omega)$ Without mechanical damage such as break

SPECIFICATION FOR APPROVAL

6. Recommended Solder Pad Dimensions

	W	L	D
3264	4.00	8.00	2.00

Unit : mm



Note : We recommend there is no circuit design between pads to avoid circuit short

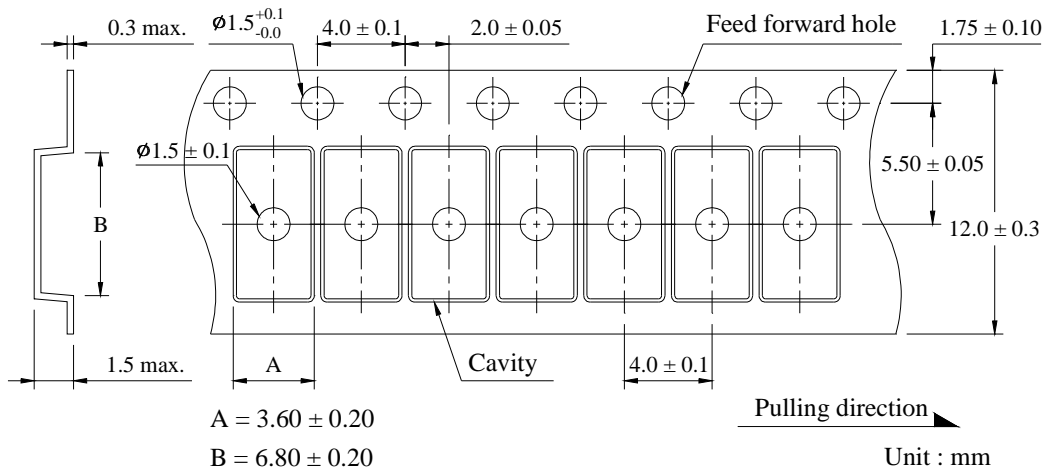


SPECIFICATION FOR APPROVAL

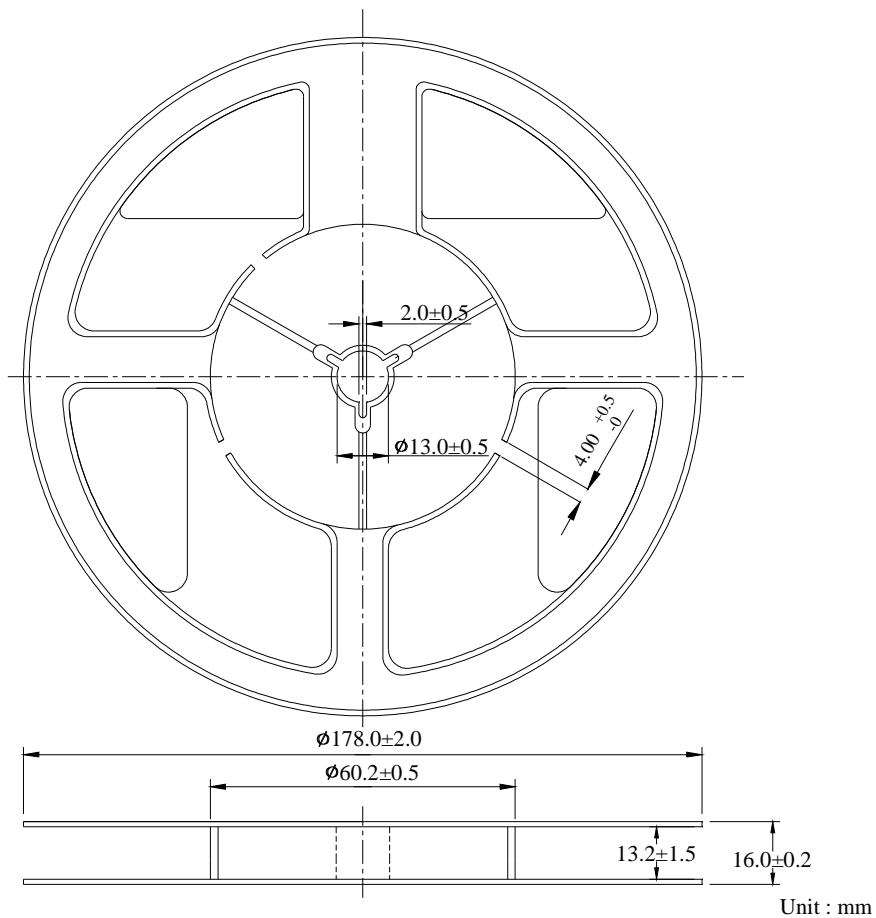
7. Packaging

7-1 Dimensions

7-1-1 Tape packaging dimensions



7-1-2 Reel dimensions

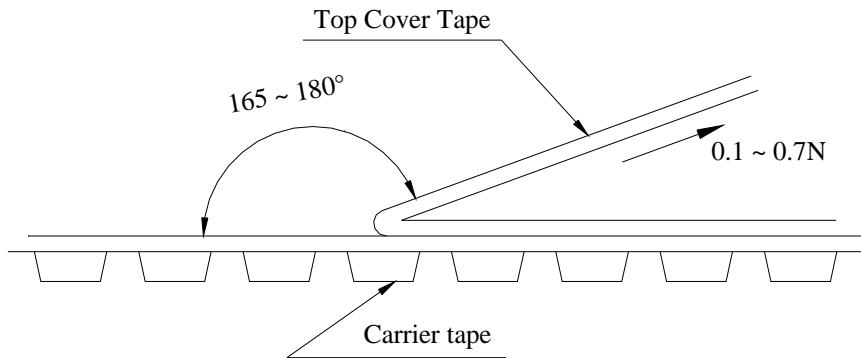


SPECIFICATION FOR APPROVAL

7-2 Peel Strength of Top Cover Tape

The peel speed shall be about 300mm/min.

The peel force of top cover tape shall be between 0.1 to 0.7N



7-3 Number of Taping

2,000 pieces / reel

7-4 Label marking

The following items shall be marked on the reel.

- (1) Type designation
- (2) Quantity
- (3) Manufacturing date code
- (4) Manufacturer's name
- (5) The country of origin