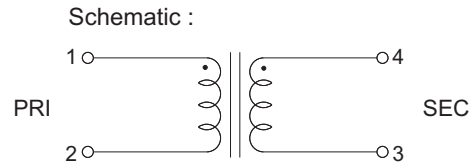

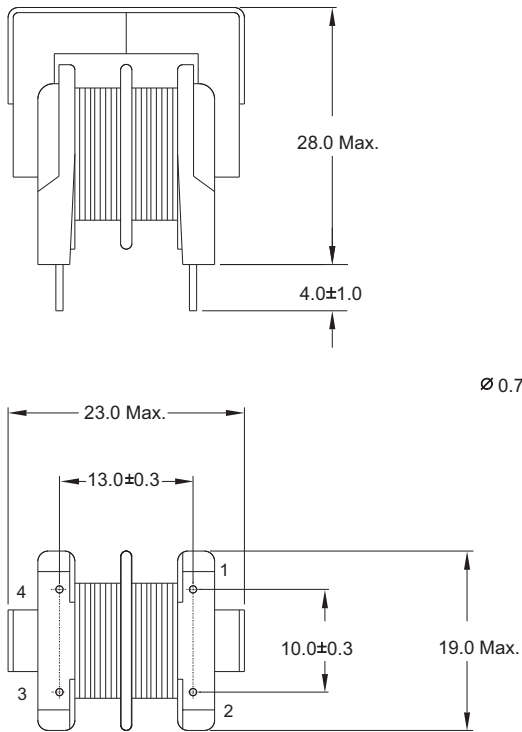


Common Chokes

EMI Common-Mode Suppression Inductors

LFU1606V Type

Mechanical Dimension: Unit: mm



Electrical Characteristics:

■ AT 25°C, 1KHz/1V Tested:

PART NO.	INDUCTANCE (mH) MIN	DCR (Ω) MAX	RATED CURRENT (Aac)	TEMPERATURE RISE (°C) MAX
LFU1606V01	22.0	1.1	0.6	45
LFU1606V02	15.0	0.71	0.8	45
LFU1606V03	12.0	0.53	1.0	45
LFU1606V04	6.8	0.32	1.3	45
LFU1606V05	4.7	0.215	1.5	45
LFU1606V06	3.0	0.144	1.9	45
LFU1606V07	2.1	0.103	2.2	45

* WITHSTANDING VOLTAGE BETWEEN L1 & L2 1.5KV 1 MINUTE
* GOOD DIFFERENCE IN WINDING L1 & L2 INDUCTANCE



DELTA ELECTRONICS, INC.

(TAOYUAN PLANT CPBG) 252, SAN YING ROAD, KUEISAN INDUSTRIAL ZONE, TAOYUAN SHIEN, 333, TAIWAN, R.O.C.

TEL: 886-3-3591968; FAX: 886-3-3591991

<http://www.deltaww.com>