



TeshPro LED Tubes

T8 Replacement Tubes

Product Features

- High System efficacy (up to 130 lm/W)
- 180 degrees rotating end cap for best lighting result
- Single end power feed with isolated driver inside to ensure safety
- Aluminum PCB to ensure optimum heat dissipation
- Uniform light distribution with minimized glare
- Available in lengths 600, 900, 1200 and 1500mm
- CE & VDE certified
- Reliable quality, manufacture capability, and global logistics by Delta Group 45-year establishment

Applications



Offices



Commercial



Transport




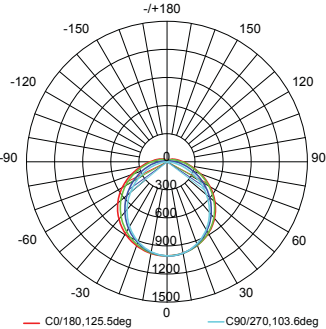

Industrial

www.delta-emea.com



DELTA

Smarter. Greener. Together.

	D04TE _x 21xx	D04TE _x 31xx	D04TE _x 42xx	D04TE _x 52xx	D04TE _x 53xx
Product Version	Frosted / Clear				
Lumen Output (lm)	1320 / 1430	2040 / 2210	2400 / 2600	2880 / 3120	3600 / 3900
Input Voltage (V)	AC 100 / 277 V				
Power (W)	11	17	20	24	30
Cover	Frosted or Clear				
CRI (Ra)	80				
CCT (K)	4000 (Other CCT Available: 3000K, 5000K, 6500K)				
Power Factor	>0.95				
Operating Temp (°C)	-20° C / +40° C				
Dimensions (mm)	26 x 588	26 x 894	26 x 1198	26 x 1498	26 x 1498
Base	G13				
Weight (kg)	0.3	0.4	0.5	0.6	0.6
Lifetime	50.000 hr / L70 / 5 years warranty				
Certifications	CE & VDE				
Beam Angle	120°				
Dimensions (mm)					
Photometry					
					

Specifications are subject to change without notice.

2016 ver.EN-1.1

Delta Electronics Europe

Zandsteen 15
 2132 MZ Hoofddorp, The Netherlands
 TEL: +31-20-655-0900
 FAX: +31-20-655-0999

For more product information and sales inquiries,
 please contact sleu@delta-europe.com
www.delta-emea.com/ledlighting

