



# Teshin LED Tubes

## T5 Replacement Tubes

### Product Features

- High System efficacy (up to 130 lm/W)
- Replacement for traditional T5 tubes
- 180 degrees rotating end cap for best lighting result
- Single end power feed with isolated driver inside to ensure safety
- Uniform light distribution with minimized glare
- Internal driver T6 LED tube with T5 base
- CE certified & VDE pending
- Reliable quality, manufacture capability, and global logistics by Delta Group 45-year establishment

### Applications



Offices



Commercial



Transport


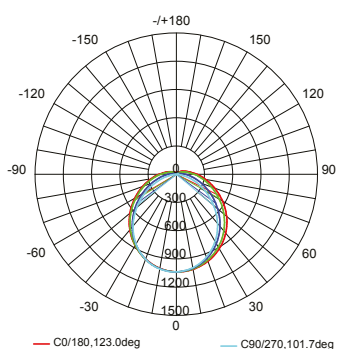



Industrial

[www.delta-emea.com](http://www.delta-emea.com)



**DELTA**  
Smarter. Greener. Together.

	D04TNx21xx	D04TNx31xx	D04TNx42xx	D04TNx52xx	D04TNx53xx
Product Version	Frosted / Clear				
Lumen Output (lm)	1320 / 1430	2040 / 2210	2400 / 2600	2880 / 3120	3600 / 3900
Input Voltage (V)	AC 100 / 277 V				
Power (W)	11	17	20	24	30
Cover	Frosted or Clear				
CRI (Ra)	> 80				
CCT (K)	4000 (Other CCT Available: 3000K, 5000K, 6500K)				
Power Factor	> 0.95				
Operating Temp (°C)	-20° C / +40° C				
Product Dimension (mm)	22 x 549	22 x 849	22 x 1149	22 x 1449	22 x 1449
Base	G5				
Weight (kg)	0.25	0.35	0.45	0.55	0.55
Lifetime	50.000 hr / L70 / 5 years warranty				
Certifications	CE / RoHS / VDE pending				
Beam Angle	120°				
Dimensions (mm)					
Photometry	 <p>3600 lm 4000K</p>				
					

Specifications are subject to change without notice.

2016 ver.EN-1.1

### Delta Electronics Europe

Zandsteen 15  
 2132 MZ Hoofddorp, The Netherlands  
 TEL: +31-20-655-0900  
 FAX: +31-20-655-0999

For more product information and sales inquiries,  
 please contact [sleu@delta-europe.com](mailto:sleu@delta-europe.com)  
[www.delta-emea.com/ledlighting](http://www.delta-emea.com/ledlighting)

