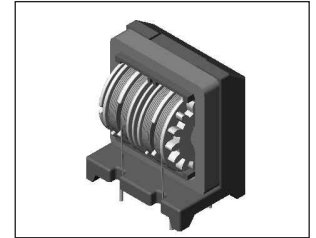
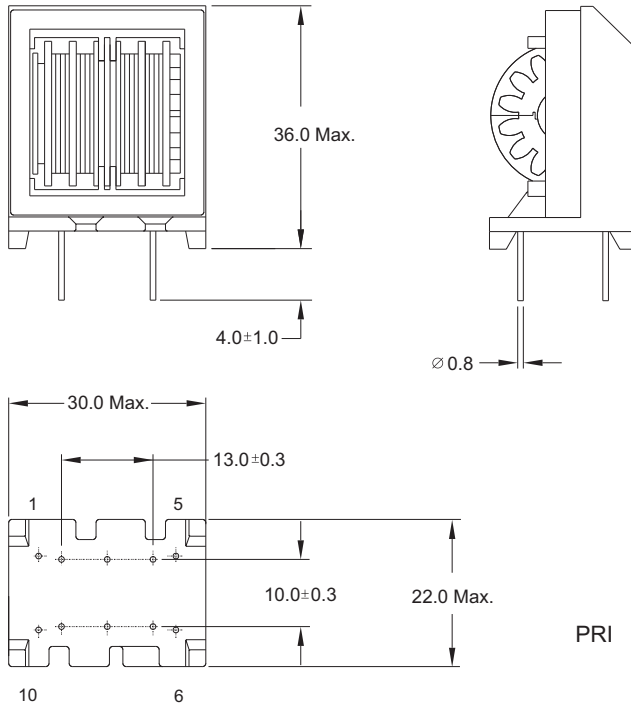


Common Chokes

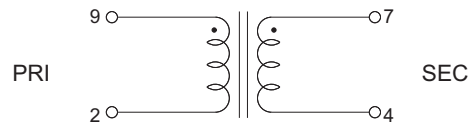
EMI Common-Mode Suppression Inductors

LFZ28V Type

Mechanical Dimension: Unit: mm



Schematic :



Electrical Characteristics:

■ AT 25°C, 1KHz/1V Tested:

PART NO.	INDUCTANCE (mH) MIN	DCR (Ω) MAX	RATED CURRENT (Aac)	TEMPERATURE RISE (°C) MAX
LFZ28V01	78.0	1.46	0.6	45
LFZ28V02	53.0	1.01	0.7	45
LFZ28V03	37.0	0.66	0.9	45
LFZ28V04	25.0	0.49	1.0	45
LFZ28V05	22.0	0.41	1.2	45
LFZ28V06	18.0	0.36	1.3	45
LFZ28V07	15.0	0.28	1.5	45
LFZ28V08	13.0	0.22	1.8	45
LFZ28V09	8.0	0.17	2.1	45
LFZ28V10	7.0	0.14	2.3	45
LFZ28V11	5.0	0.11	2.5	45
LFZ28V12	5.8	0.10	2.6	45
LFZ28V13	3.8	0.07	3.5	45
LFZ28V14	2.3	0.037	4.3	45
LFZ28V20	11.0	0.22	2.0	45

* WITHSTANDING VOLTAGE BETWEEN L1 & L2 1.5KV 1 MINUTE
* GOOD DIFFERENCE IN WINDING L1 & L2 INDUCTANCE



DELTA ELECTRONICS, INC.

(TAOYUAN PLANT CPBG) 252, SAN YING ROAD, KUEISAN INDUSTRIAL ZONE, TAOYUAN SHIEN, 333, TAIWAN, R.O.C.

TEL: 886-3-3591968; FAX: 886-3-3591991

<http://www.deltaww.com>