# POWER ENTRY MODULES

## SCREW & SNAP-IN MOUNTING

## INTRODUCTIONS

1. Designed to meet globally accepted IEC publication 320 Class 1, that allows users to comply with industry standards in power entry requirement.
2. Connector for cold condition, with pin temperature 70°C max.
3. Nickel-plated brass pins and soldering terminals.
4. Screw-on mount from front or rear (with screw type-M3).
5. Power module incorporates an IEC connector, double fuse holder, voltage selector, double-pole power switch, all-in-one easy-to-install unit.
6. Double-fuse holder designed for two fuses, single fuse & dual fuse capability are both available (all 5x20mm fuses).
7. Adapts to 110-120V or 220-240V input voltage simply by reversing the voltage selector card.
8. Compact design and high volume production provide maximum flexibility and significant savings in space and cost over assembly of individual components.
9. All part numbers are UL, CSA and SEMKO approved.
10. SK-1027/SK-1028 with a variety of built-in filter are also available, see Delta EMI filter catalog for SB/NB series.

## SPECIFICATIONS

1. Rated voltage: 250VAC
2. Minimum insulation resistance at 500VDC: 10M OHM
3. Dielectric strength (one minute): 2000VAC between pins
4. Flammability class: UL 94V-0

## ELECTRICAL SCHEMATIC

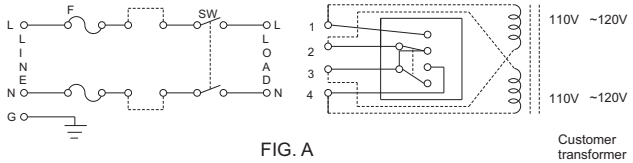


FIG. A

Customer transformer primaries

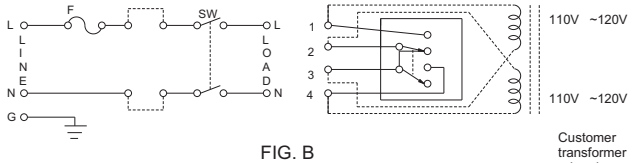


FIG. B

Customer transformer primaries

## TYPE & RATED CURRENT

| DELTA PARTNUMBER | | SK-1027 | | SK-1028 | |
|---|---|---|---|---|---|
| RATED CURRENT (AT 250VAC) | UL/CSA | 10A | 10A | 10A | 10A |
| | SEMKO | 6A | 6A | 6A | 6A |
| CONNECTOR TYPE | MALE | △ | △ | △ | △ |
| | FEMALE | | | | |
| FUSE HOLDER * | | S | D | D | S |
| POWER SWITCH * | | DP*1 | DP*1 | DP*1 | DP*1 |
| VOLTAGE SELECTOR | | FRONT*2 | FRONT*2 | FRONT*2 | FRONT*2 |
| ELECTRICAL SCHEMATIC | | FIG. B | FIG. A | FIG. A | FIG. B |
| MOUNTING TYPE | | SCREW | | SNAP-IN | |

REMARKS:

*1. DOUBLE-POLE POWER SWITCH
UL, CSA AND VDE APPROVED AT 10A/250VAC
ELECTRICAL LIFETIME: 10,000 CYCLE
MAXIMUM IN-RUSH CURRENT: 51A

*2. VOLTAGE SELECTOR CARD RATING
UL/CSA-10A/250VAC
VDE-6A/250VAC

## MECHANICAL CONSTRUCTION

SK1027

SK1028

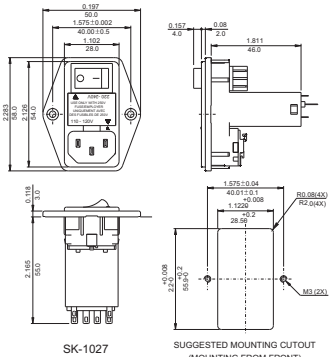

SK-1027

SUGGESTED MOUNTING CUTOUT (MOUNTING FROM FRONT)

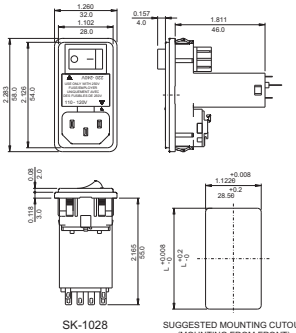

SK-1028

SUGGESTED MOUNTING CUTOUT (MOUNTING FROM FRONT)

L according to panel thinkness:
0.032~0.079INCH L=2.200/0.8~2.0mm L=55.9
0.08~0.126INCH L=2.213/2.1~3.2mm L=56.2

UNIT: INCH / mm

POWER ENTRY MODULES