



PV INVERTER

Three-Phase / M70A_260

Features

- 6 MPP trackers maximize yield and profitability
- Toggle latch and fast installation design reduce installation efforts
- SUB_1G and Bluetooth for quick commission via APP
- Fuseless design
- Built-in DC switches, SPD and string monitoring
- IV curve scanning, Night time reactive power and anti-PID function
- IP66 and lightweight design



Rooftop



Ground Mounted



Product Overview

Delta's M70A_260 three-phase PV inverter features 98.8% peak efficiency and 6 sets of MPP trackers. It provides more flexibility for PV arrays facing different directions and minimizes power losses.

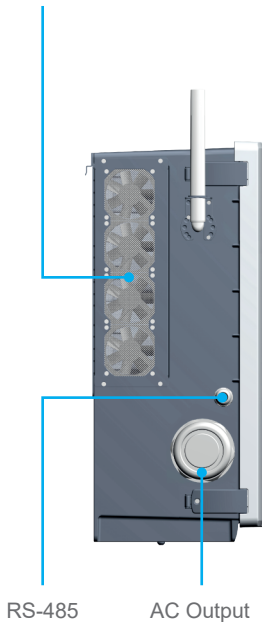
Besides, M70A_260 supports SUB_1G and bluetooth which can realize wireless communication in solar plant and make construction and maintenance easier. The toggle latch, ground mount design, and plant-level commission tools ensure quick and simple installation while optimizing the operation efficiency.



Feature Highlights

Swappable Fan Kit

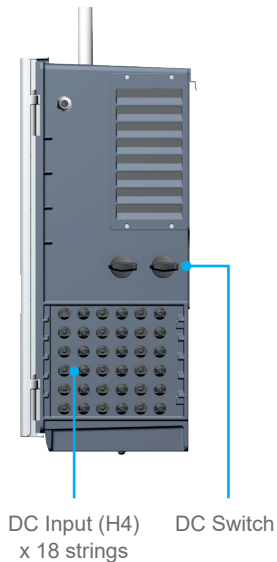
Smart cooling system enhances overall plant performance while minimizing noise.



SUB_1G (optional)

Wireless Communication APP


DeltaSolar APP provides quick on-site commission and total plant monitoring solution.




Fast Installation

The M70A_260 supports wall mount installation and ground mount installation, which can shorten installation times and save on the cost for additional racks.

Wall Mount



Ground Mount

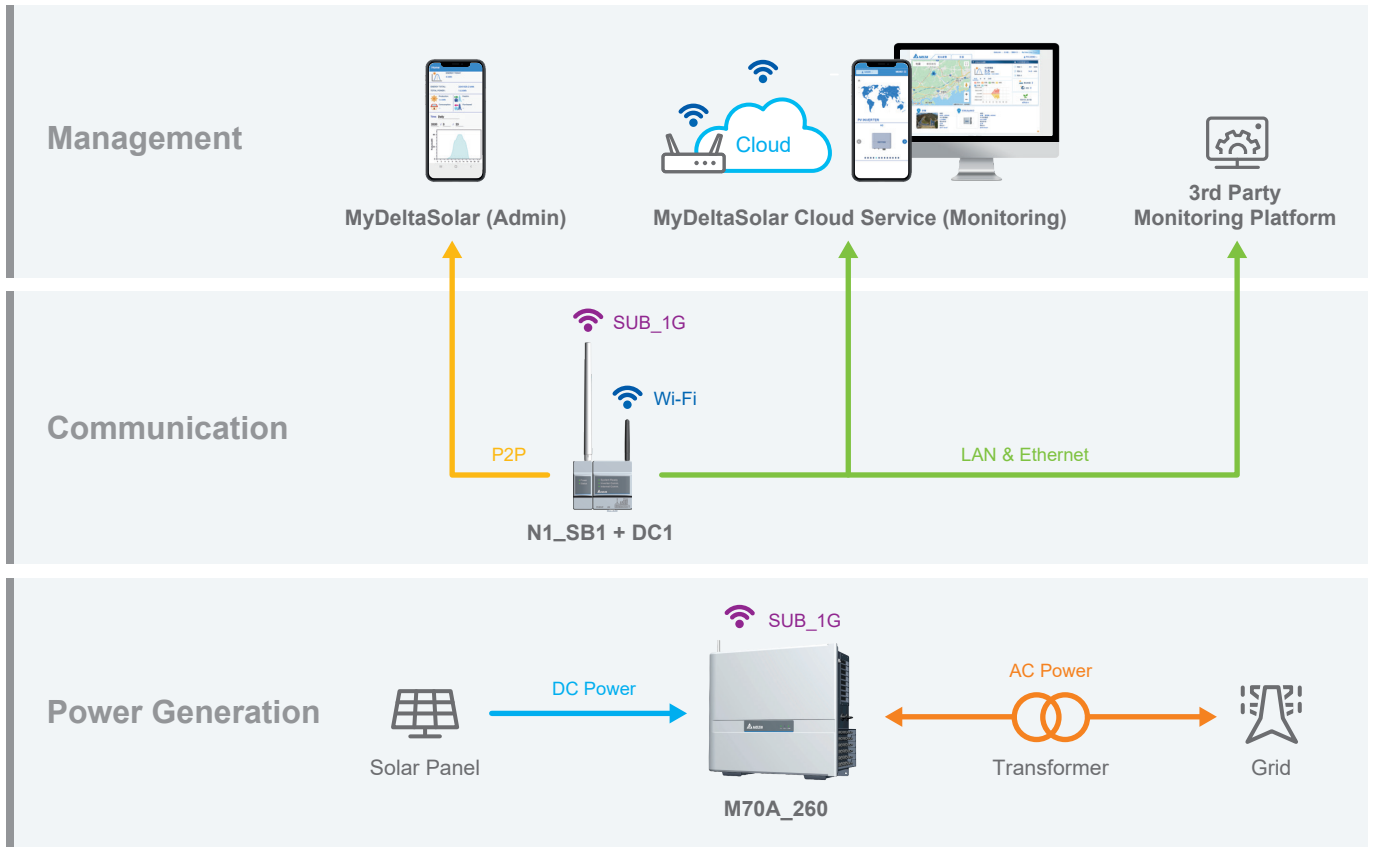


Toggle Latch Design

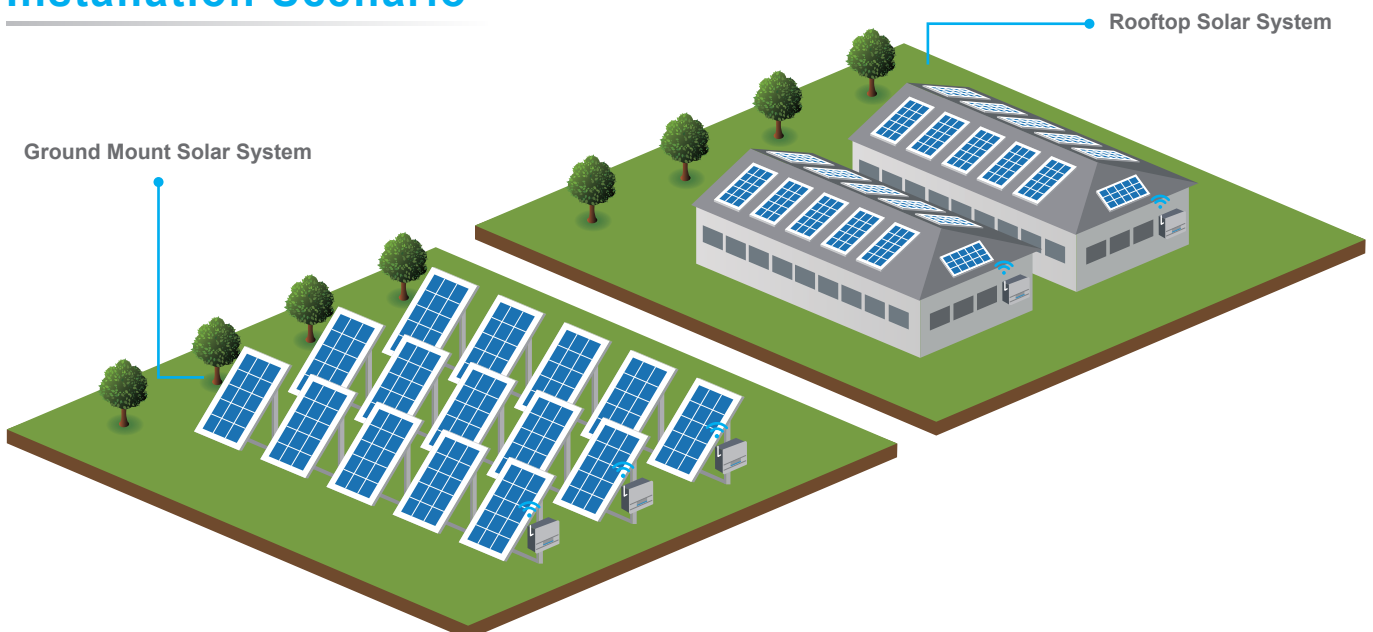
The toggle latch design saves considerable time for maintenance and minimizes the risk of water intrusion.



System Architecture



Installation Scenario



Specifications

Model Number	M70A_260				
DC Input					
Max. Input Voltage	1100 V				
Operating Voltage Range	200 - 1000 V				
MPP Voltage Range (Full Power)	460 - 900 V (Amb < 35°C) ¹⁾				
Start Voltage	> 250 V				
Nominal DC Voltage	600 V				
Max. Input Current	Each MPPT: 26 A, Total: 156 A				
MPP Tracker	6				
Connection Type	2 / MPPT (fuse not required); 3 / MPPT(external fuses required), Amphenol H4 DC Connector				
DC Switch	Built-in				
Surge Protection	Type II SPD (built-in) ; Type I+II SPD (optional)				
AC Output					
Max. Output Power	77 kVA				
Max. Output Current	111.6 A				
Output Power	70 kw @ 50°C ; 77 kw @ 40°C				
Nominal AC Voltage	3 Ph 220 / 380V, 230 / 400V Y or Δ				
Operating Voltage Range	80% to 130% of Nominal AC Voltage				
Operating Frequency Range	50 / 60 Hz ± 5 Hz				
Power Factor (adjustable)	0.8 lead - 0.8 lag				
Surge Protection	Type II SPD (built-in) ; Type I+II SPD (optional)				
T.H.D	< 3%				
Night Time Consumption ²⁾	< 3.5 W				
Efficiency					
Peak Efficiency	98.8%				
Euro Efficiency	98.4%				
Information					
Communication Port	RS-485, Bluetooth (built-in) ; SUB_1G (optional)				
Display	LED (Grid, Alarm, Comm.)				
Certification					
Grid Support	IEC 62109-1/-2	EN 61000-6-3	VDE 0124-100	NB/T 32004: 2018	GB/T 19964: LVRT
	EN 61000-6-2	VDE-AR-N 4105	VDE-AR-N 4110	CNS 15382	
General Data					
Protection	Arc fault detection, DC reverse polarity detection, Leakage current protection, Insulation resistance detection				
Features	Night time Anti-PID, String current monitoring, IV curve scanning, Night time reactive power				
Operating Temp. Range	-25 to +60°C (derating > 50°C)				
Protection Level	IP66				
Operating Elevation	< 4000 m				
Cooling	Smart fan air cooling				
Noise	67.3 dBA @1m, Amb25°C				
Dimension (W x H x D)	699 x 629 x 264 mm				
Weight	69 kg				

1) Ambient < 35°C: 460 - 900V ; Ambient < 40°C: 460 - 800V ; Ambient < 50°C: 520 - 720V

2) Night time consumption with standby communication

*All specifications are subject to change without prior notice

Delta Electronics, Inc.

39 Section 2 Huandong Road, Shanhua District,
Tainan City 74144, Taiwan (R.O.C.)

TEL : +886 6 505-6565

FAX : +886 6 505-1919

info@deltaww.com



2022 / 07 / 25