



Digitized Automation for a Changing World

Delta Hot Swappable Mid-range PLC AH Series



www.deltaww.com



AH - Automation System for High-level Applications

The new generation AH Series PLC provides automation solutions for high-level applications. The combination of modularized hardware structure, advanced functions, and the highly integrated software provides a system solution for process control applications. In addition to various function blocks, excellent performance, and an abundant selection of extension modules, the AH Series PLC also provides exceptional system expandability and a fully redundant solution, greatly reducing the system cost for a broad range of applications.



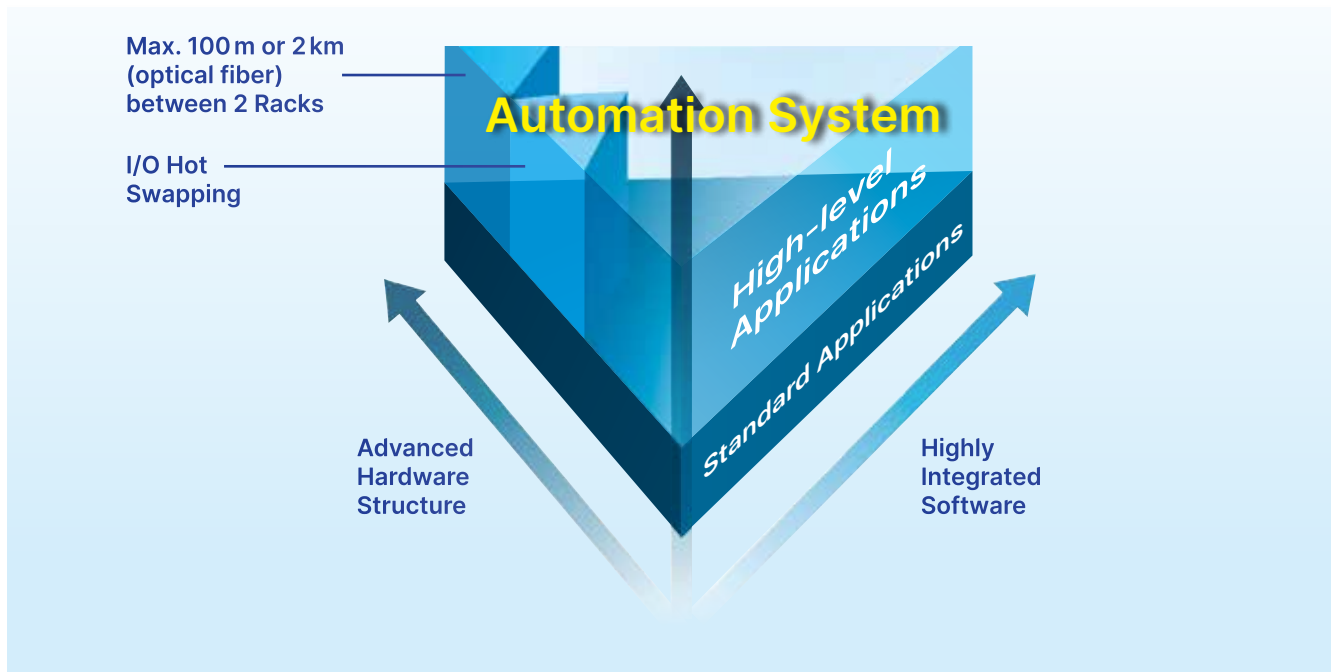
- » Highly integrated software ISPSOft: Graphical interface with 5 programming languages
- » Enhanced flexibility: Max. 100m or 2 km (optical fiber) between 2 local extension racks
- » Redundant and hot-swapping functions keep the system running for improved maintainability
- » Reliable operations of the supported modules in severe conditions
 - * Operating condition: -20 ~ 60°C / 5 ~ 95% (Non-condensing)
 - * Storage condition: -40 ~ 70°C / 5 ~ 95% (Non-condensing)
- Utilizes 32-bit processor and real-time operation system (RTOS)
- Max. I/O points:
 - DIO: Max. 4,352 points
 - AIO: Max. 544 channels
 - RIO: >100,000 points
- Program capacity: Max. 1M steps (4 MB)
Data register (D+L): 512k words
- Excellent program execution speed: LD instruction execution speed: 0.02 μs
- CPU built-in with fully isolated RS-232 / 422 / 485, Mini-USB, Ethernet and SDHC card slot
- Abundant selection of DIO modules, AIO modules, temperature measurement modules, network modules, pulse-train modules and EtherCAT motion control modules



Contents


	Page
AH Series PLC – Automation System with Fully Integrated Hardware and Software Interfaces	3
Redundant CPU	5
Standard / Compact Motion Control System	7
Applications	9
AH System Structure	11
ISPSOft Highly Accessible Programming Software	13
PMSOft	16
SCMSOft Communication Editing Software	16
Specification Tree	17
CPU Selection Table	18
Model Names	19
Dimensions	21
Accessory Selection for High-density Modules	29
Ordering Information	34

AH Series PLC – Automation System with Fully Integrated Hardware and Software Interfaces



Highly Integrated Software – Excellent Accessibility

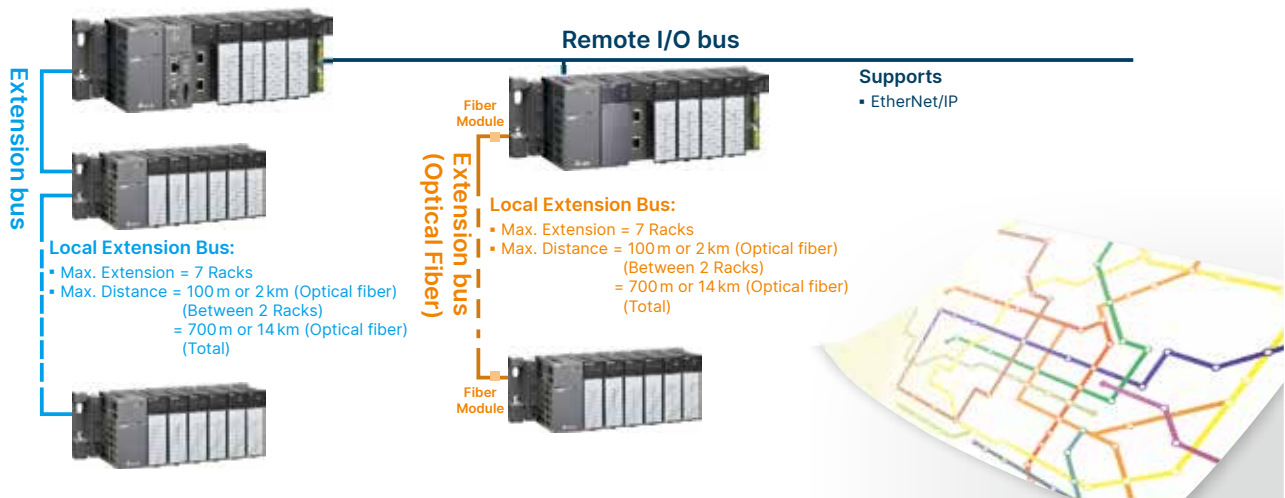
AH PLCs adopt the highly accessible programming software ISPSOft, integrating the main functions that include control process programming, hardware configuration, network configuration, and providing a graphical interface for these functions. In addition, users of ISPSOft can choose their most efficient programming tools from the 5 supported languages: Ladder Diagram (LD), Function Block Diagram (FBD), Sequential Function Chart (SFC), Instruction List (IL) and Structured Text (ST).



Enhanced Flexibility – Extends the System Freely

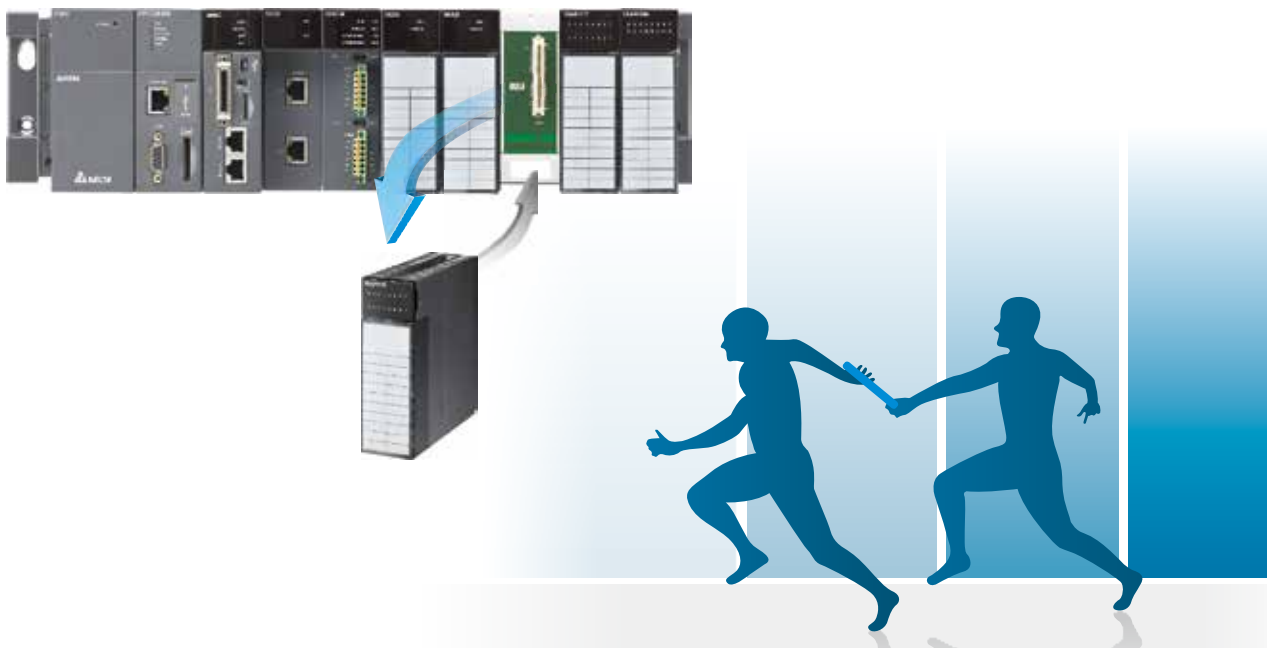
The length of extension cables between each AH local extension rack can reach a maximum of 100 m or 2 km (optical fiber), greatly enhancing wiring flexibility. In addition, the AH provides modularized backplanes and modules applicable for not only CPU racks but also for remote I/O racks. This feature improves the flexibility of system planning and reduces the additional cost that might be generated by preparing two different types of spare backplanes and modules.

System Extension Structure



Improved Maintainability – Keeps the System Running

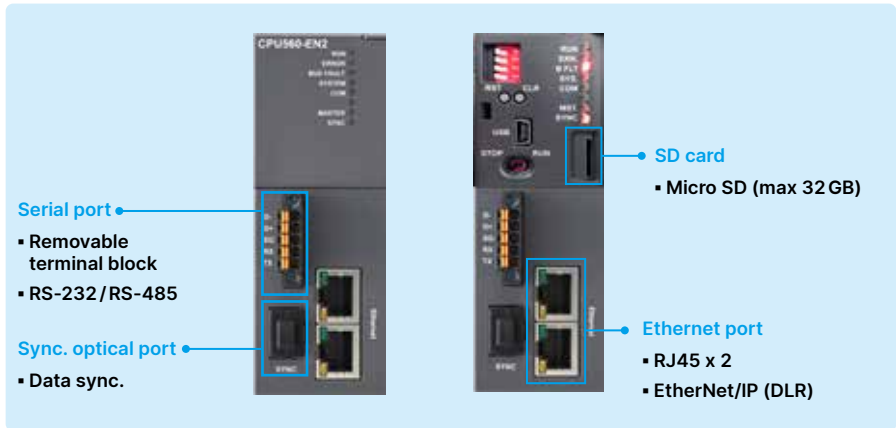
The hot-swap function provided for AIO and DIO modules increases maintainability when I/O modules fail. Users can replace modules without stopping the operation of the CPU module, preventing a possible loss due to a pause in the system's operation.



Redundant CPU

The redundant CPU of the AH Series adopts a reliable redundancy structure, and integrates synchronous modules, Ethernet ports and serial communication interfaces for a more competitive control solution.

AHCPU560-EN2



Redundant Backplane

The redundant backplane of the AH Series provides redundant power supply and communication interfaces for a complete control solution.

Redundant main backplane: AHBP04MR1-5A (4-slot), AHBP06MR1-5A (6-slot), AHBP08MR1-5A (8-slot)



Redundant expansion backplane: AHBP06ER1-5A (6-slot)



Redundant System

Full Redundancy Structure

Redundant CPU	Redundant main backplane	Redundant power	Redundant ext. ports	Ring topology
---------------	--------------------------	-----------------	----------------------	---------------

Modules

Main backplane	Expansion backplane	RTU rack
<ul style="list-style-type: none"> Ethernet module - AH10EN-5A Serial module - AH10SCM-5A 	<ul style="list-style-type: none"> DIO AIO (includes temperature modules) Serial modules - AH10SCM-5A, AH15SCM-5A 	<ul style="list-style-type: none"> DIO AIO (include temperature modules)

Tasks

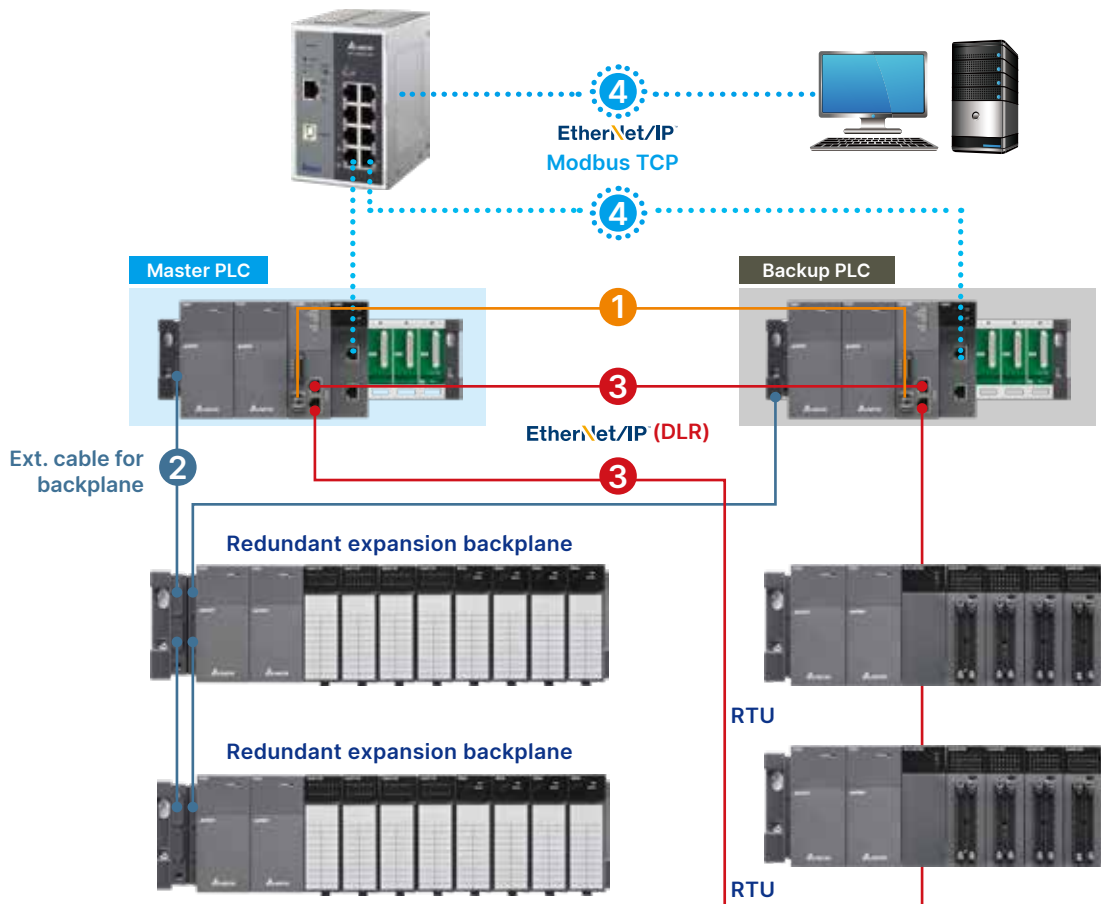
Cyclic	Timer interrupt
--------	-----------------

CPU built-in sync. module

CPU switch-over time: 20 ms

RTU nodes to support expansion backplanes

Standard backplanes available (under some conditions)

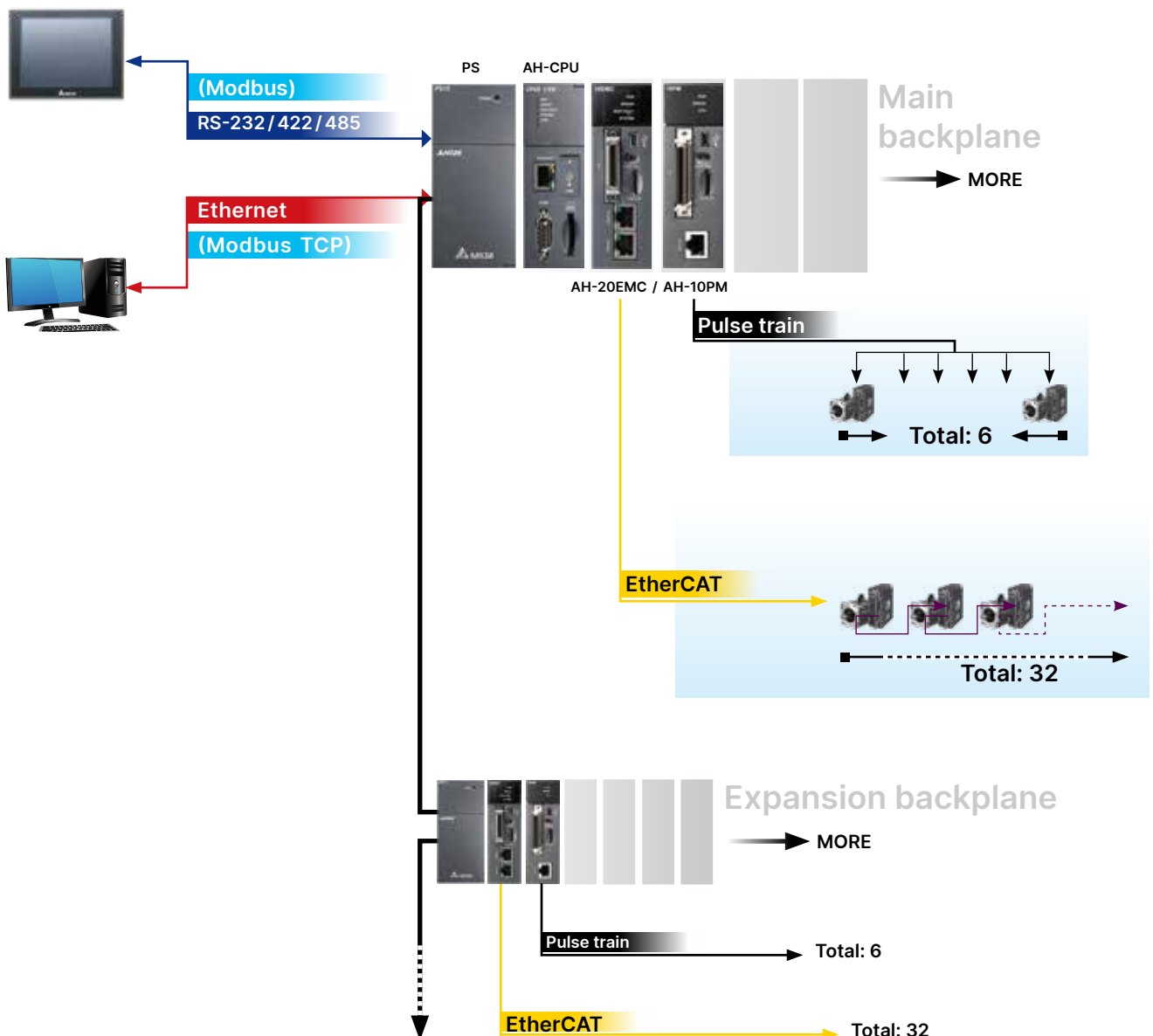


- 1 Sync. optical fiber
- 2 Ext. cable for backplane
- 3 EtherNet/IP ring topology (DLR)
- 4 Star topology EtherNet/IP; Modbus TCP

Standard Motion Control System

- ▶ Provides EtherCAT and pulse train solutions for customers
- ▶ Motion modules can independently take care of both the logic and motion control. Users can write and download the programs to the motion modules.
- ▶ All motion modules support the standard motion control system.
- ▶ All motion modules can be installed on the local backplanes.
- ▶ Motion control functions:
 - » Performance:
 - Pulse train module: Max. 1MHz output
 - EtherCAT module: Min. synchronization time at 8/16/32 axes is 0.5/1/2 ms
 - » Supports UD/PD/AB/4AB input modes
 - » Supports MPD inputs/E-Cam/G-code/2~6 axes linear interpolation/2 axes arc interpolation/3 axes helical interpolation

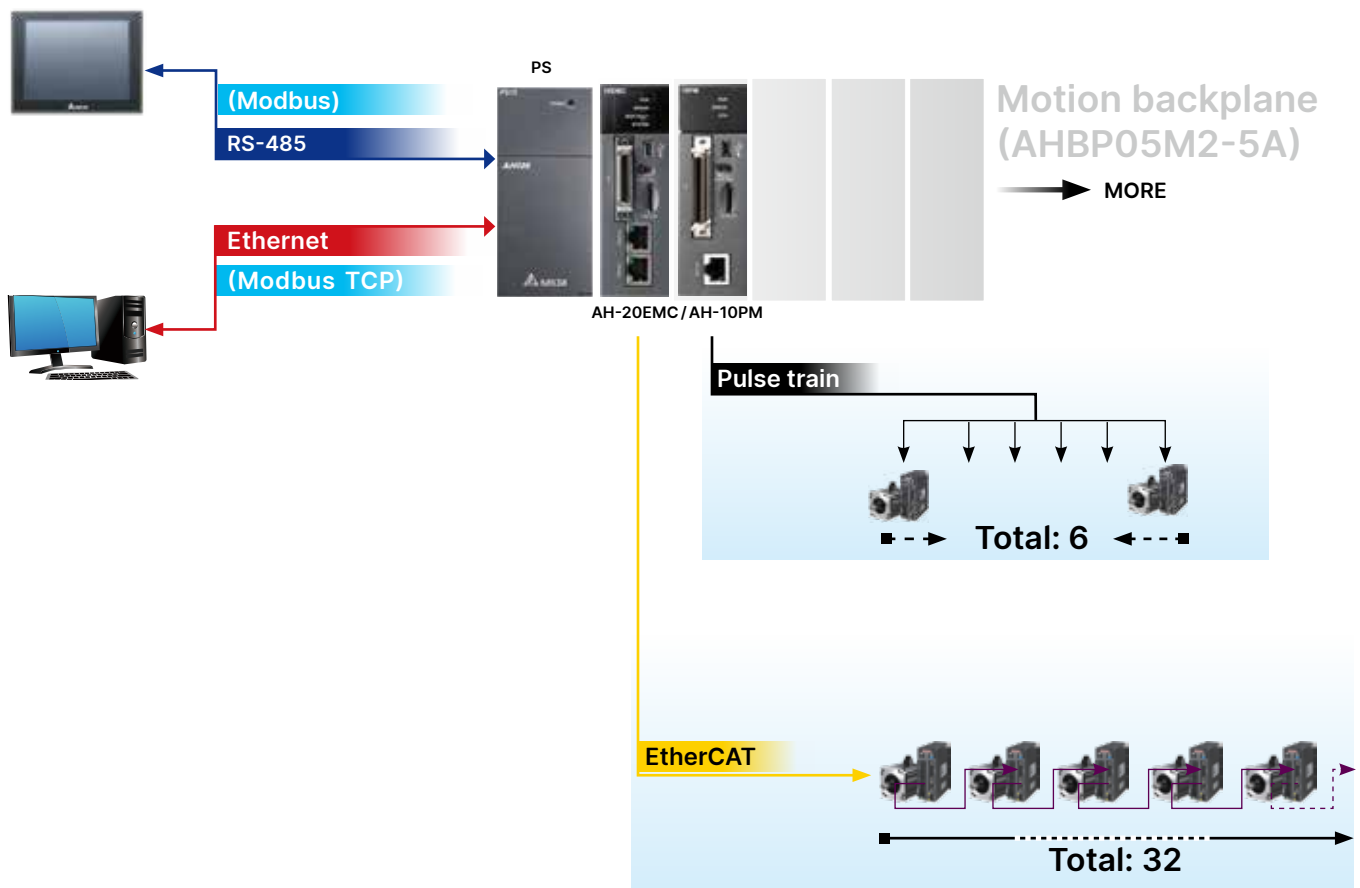
Note: The EtherCAT modules (AHxxEMC-5A) do not support G-code.



Compact Motion Control System

- ▶ Provides EtherCAT and pulse train solutions for customers
- ▶ AHxxEMC-5A motion controller can be installed on the CPU slot of the specific motion backplane and works as a CPU module.
- ▶ Compact motion control system does not support the expansion backplane.
- ▶ Motion modules can be installed on the I/O slot of the motion backplane.
- ▶ Motion control functions:
 - » Performance:
 - Pulse train module: Max. 1MHz output
 - EtherCAT module: Min. synchronization time at 8/16/32 axes is 0.5/1/2 ms
 - » Supports UD/PD/AB/4AB input modes
 - » Supports MPD inputs/E-Cam/G-code/2~6 axes linear interpolation/2 axes arc interpolation/3 axes helical interpolation

Note: The EtherCAT modules (AHxxEMC-5A) do not support G-code.



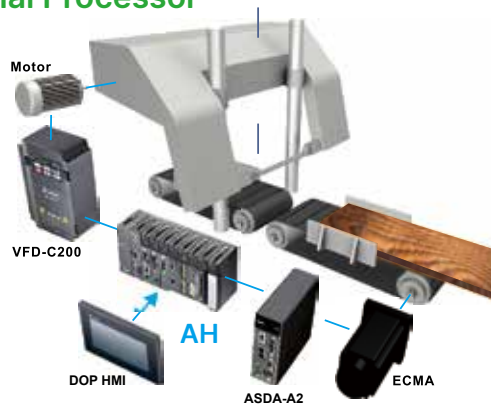


Applications


Large Scale Industrial Machines

The features of the AH Series can easily fulfill the system requirements of large scale industrial machines. By utilizing its unique local extension capability with versatile combinations of I/O modules, the AH Series can simplify the complex remote I/O system structure in large scale industrial machines with a local I/O system consisting of a single CPU rack and local extension racks, maintaining a high execution speed and lowering the wiring cost.

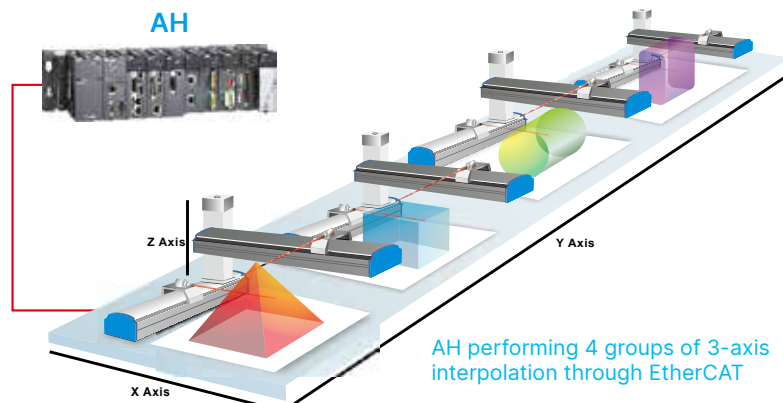
Building Material Processor



Warp Knitting Machine



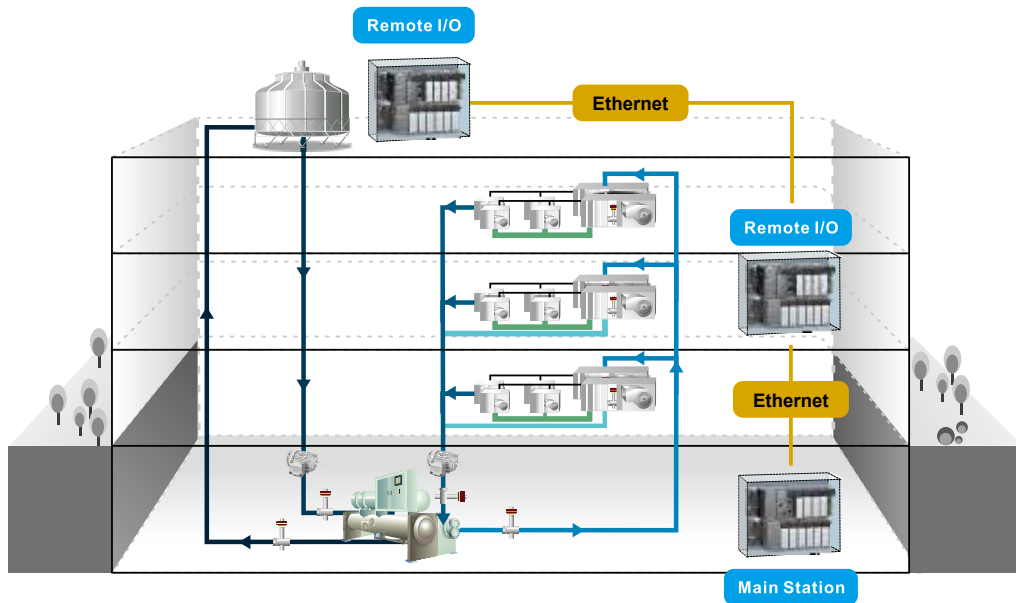
The AH Series also supports excellent motion control functions including 3-axis linear interpolation, 2-axis arc interpolation, and 3-axis helical interpolation. In addition, it is capable of controlling up to 12 axes or 4 groups of 3-axis interpolation synchronously through EtherCAT.



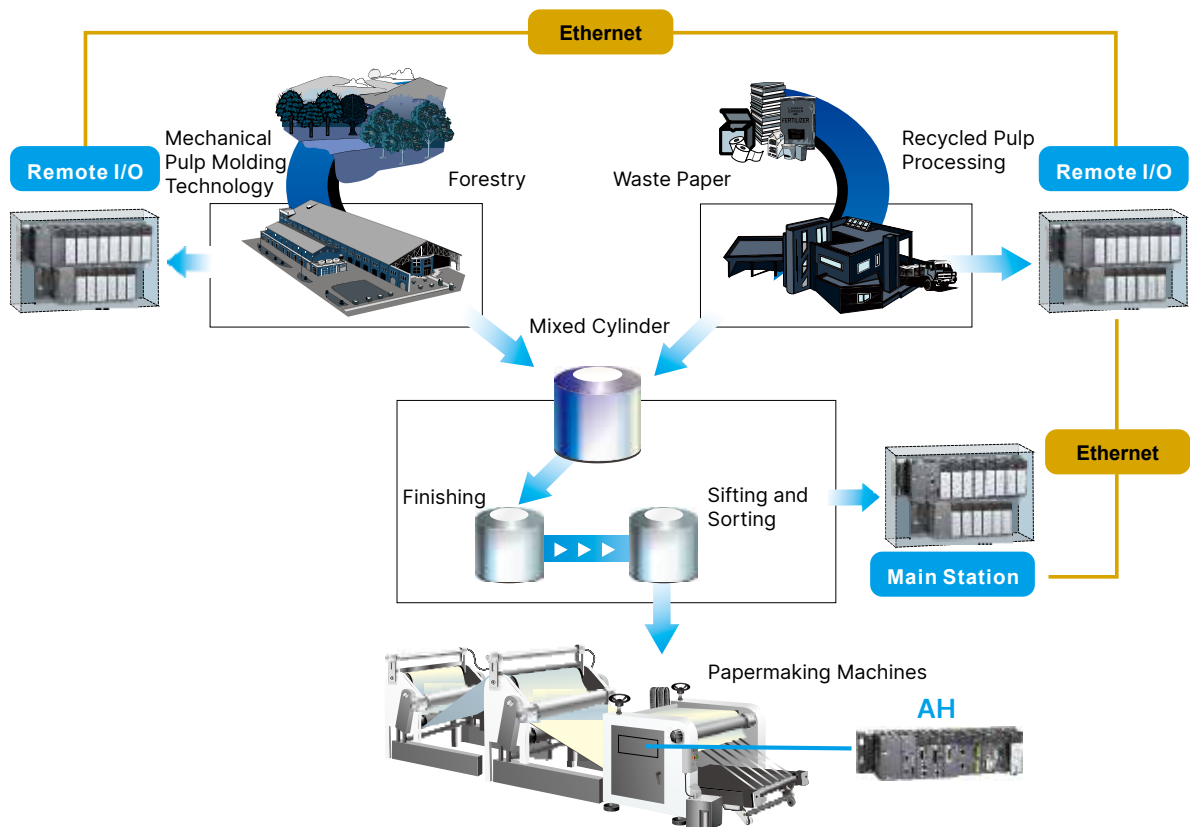
System Applications

The AH Series is a modular system controller designed for almost all kinds of high-level automation tasks. The abundant selection of I/O modules and the flexible system structure provide the best solutions for all types of system integration requirements. Through its remote I/O expandability, you can build up the AH main station as a central control system and allocate the remote I/O systems on different floors for HVAC applications, or in different processing stations for the paper-making industry. The AH Series can not only fulfill the application requirements of industrial machines or devices, but also provide total solutions for automation systems.

HVAC

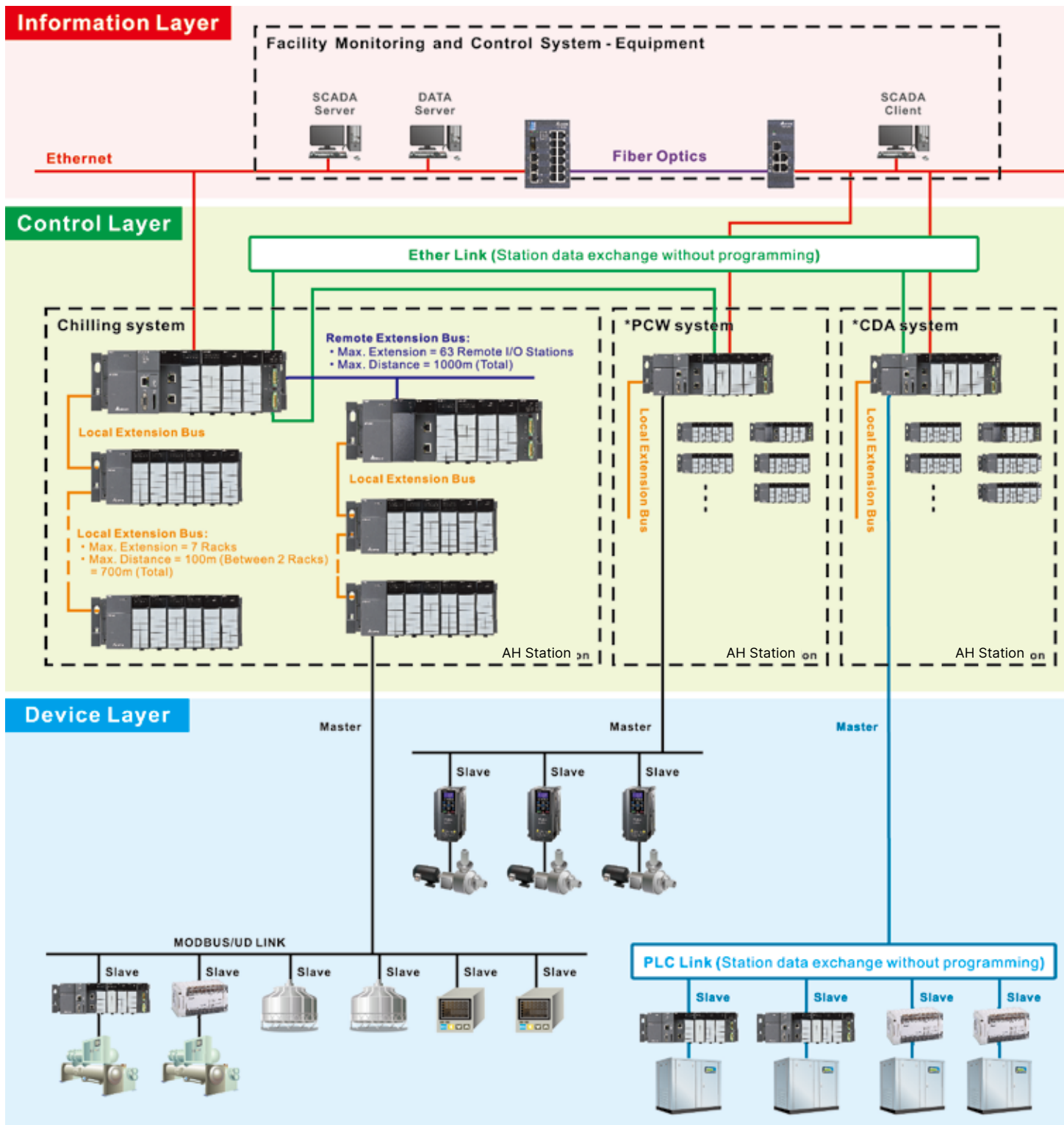


Papermaking Industries



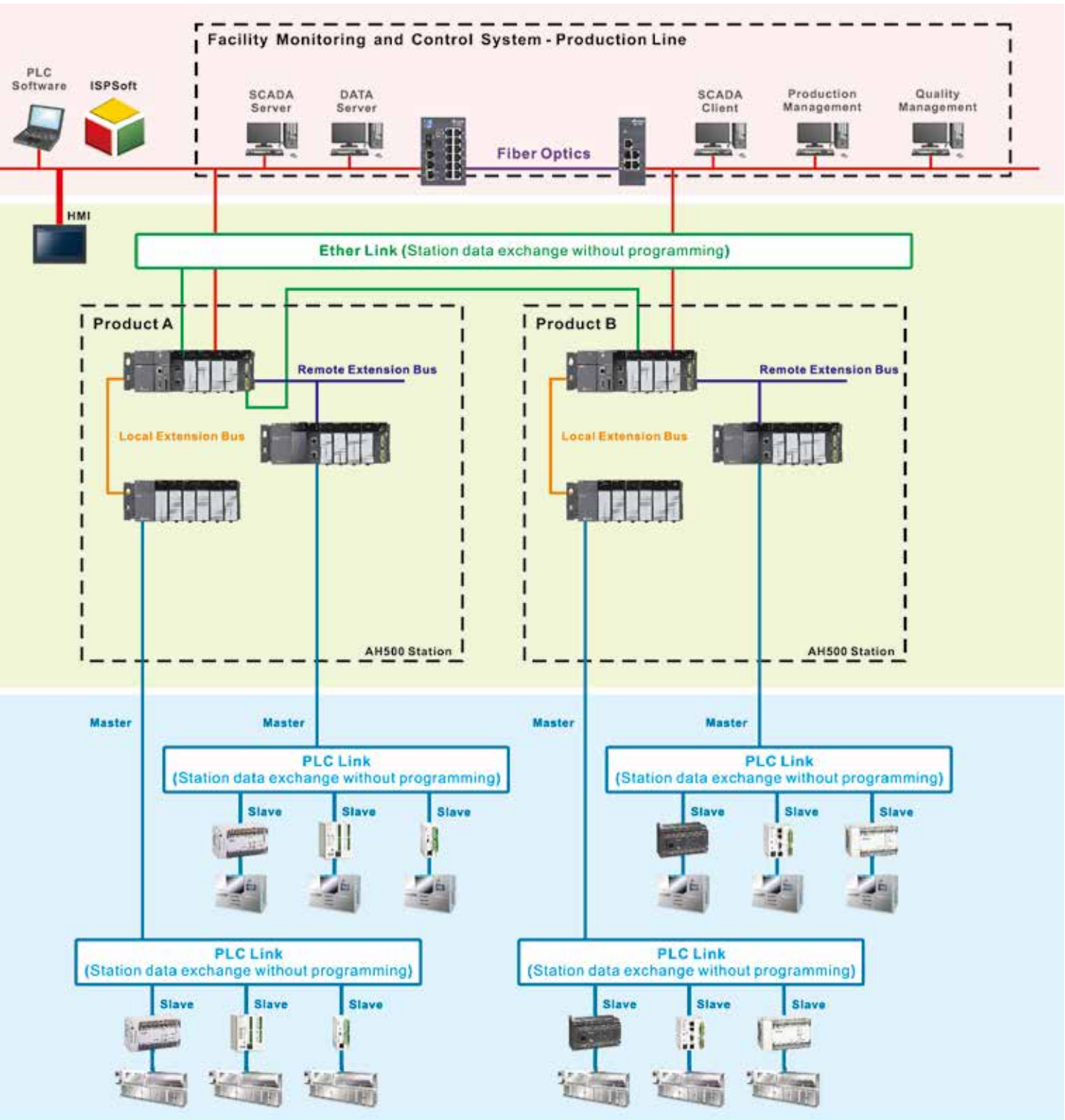
AH System Structure – Facility Monitoring and Control System

The system configuration of the AH Series is well demonstrated by the Facility Monitoring and Control System (FMCS). The AH in the control layer connects multiple facility systems and product processing systems and performs data exchange without programming through Delta's convenient PLC Link and Ether Link. PLC Link can be applied for data exchange between masters and slaves, and Ether Link can be applied for data exchange between AH master stations. The smart communication feature can save you time spent in programming.



* [Note] PCW System: Process Cooling Water System ; CDA System: Clean Dry Air System

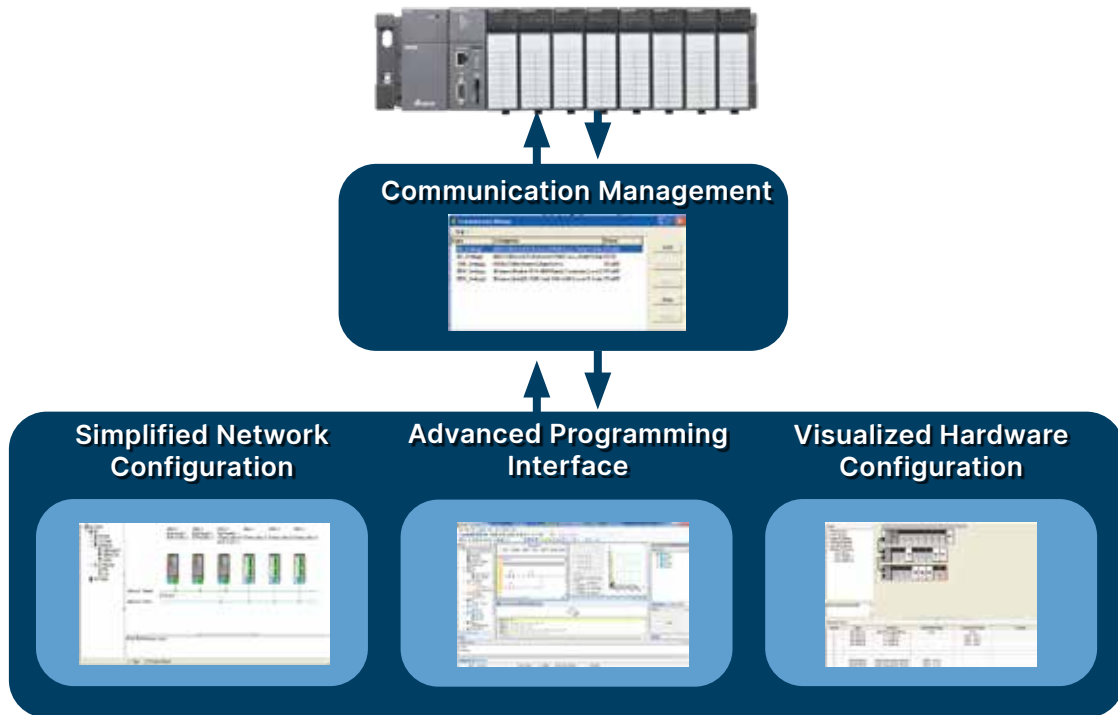
In addition to the AH Series PLCs, Delta's industrial automation solution includes human machine interfaces (HMI), DVS series industrial Ethernet switches, DVP series PLCs, AC motor drives, AC servo drives and temperature controllers. You can find the best solution for your industry from our product lines across the device layer, control layer and information layer.



ISPSoft Highly Accessible Programming Software

Fully Integrated Interface

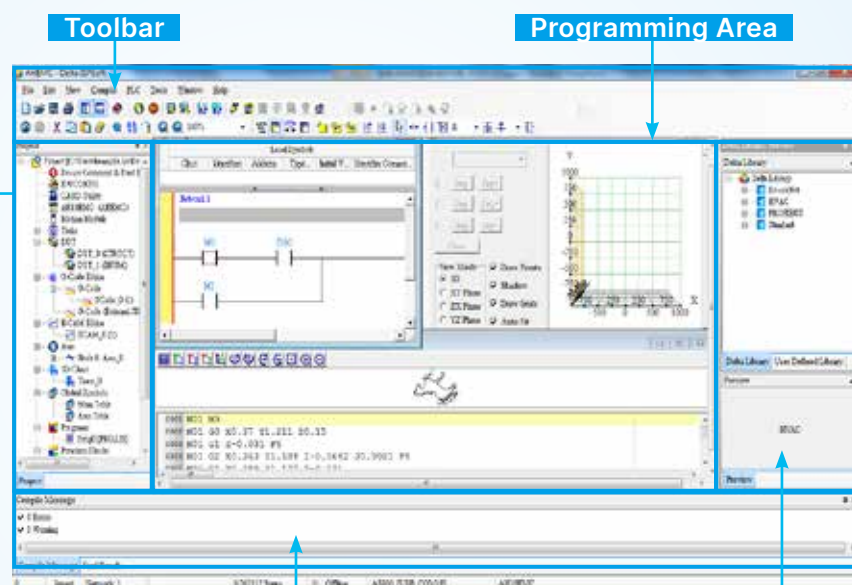
Advanced Programming Interface + Visualized Hardware Configuration + Simplified Network Configuration + Data Tracer & Logger + Motion programming



Advanced Programming Interface

Project Management Window

- **New Functions:** Network configuration, hardware configuration and PLC card.
- Supports 5 programming languages (LD/FBD/SFC/IL/ST)
- **Function Blocks:** Symbols can be introduced in call-by-value or call-by-reference types. Function blocks can be called in function block for up to 32 levels.
- **Monitor Table:** It can be stored and managed separately. Multiple monitor tables can be stored in a single project.
- **User Library:** Users can design frequently used instructions for specific applications in different industries.
- **Task:** Supports cyclic, I/O interrupt, timer interrupt, external interrupt, and more. Software will provide usable tasks for different CPUs.



Message Window

Library Management

Visualized Hardware Configuration

Module Selection

Module Description

Toolbar

- System hardware configuration can be monitored in On-Line mode
- Hardware configuration can be displayed by Scan function

Hardware Configuration Area

- Operations of Cut/Copy/Paste/Delete are available for modules and racks
- Parameters of each module can be directly configured

Rack Information

- I/O device range can be specified by the user

Slot No.	Module	Description	Input Device Range	Output Device Range	Comments
0	ARMAD-1A	ARMAD-1A	10 - 10	10 - 10	
1	ARMAD-1A	ARMAD-1A	11 - 11	11 - 11	
2	ARMAD-1A	ARMAD-1A	12 - 12	12 - 12	
3	ARMAD-1A	ARMAD-1A	13 - 13	13 - 13	
4	ARMAD-1A	ARMAD-1A	14 - 14	14 - 14	
5	ARMAD-1A	ARMAD-1A	15 - 15	15 - 15	
6	ARMAD-1A	ARMAD-1A	16 - 16	16 - 16	
7	ARMAD-1A	ARMAD-1A	17 - 17	17 - 17	

Simplified Network Configuration

Network Device Selection

Ether Link

PLC Link

Toolbar

Network Configuration Area

- Master device settings
- Ether Link editing function
- PLC Link editing function

Network Information

192.168.1.11 Station 11

192.168.1.12 Station 12

192.168.1.13 Station 13

Ethernet

RS-485

Station 21 Station 22 Station 23

FMCS

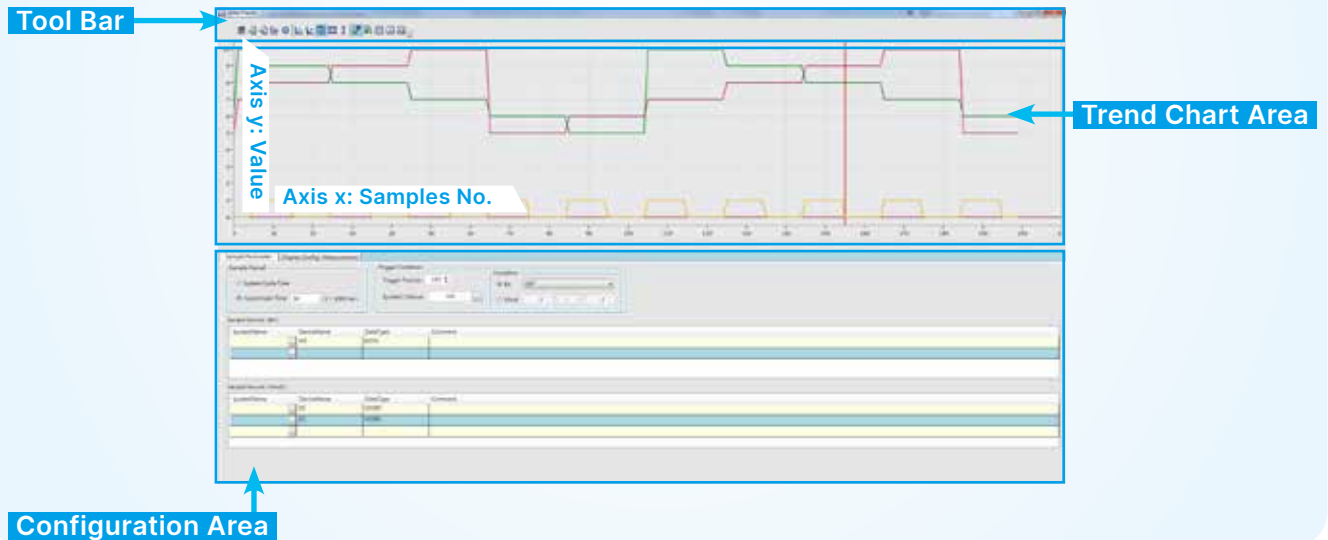
Data Tracer & Logger

Data Tracer

Provides high speed data log ability and the interval could be 1 CPU scan. Users can easily analyze the program logic with this function.

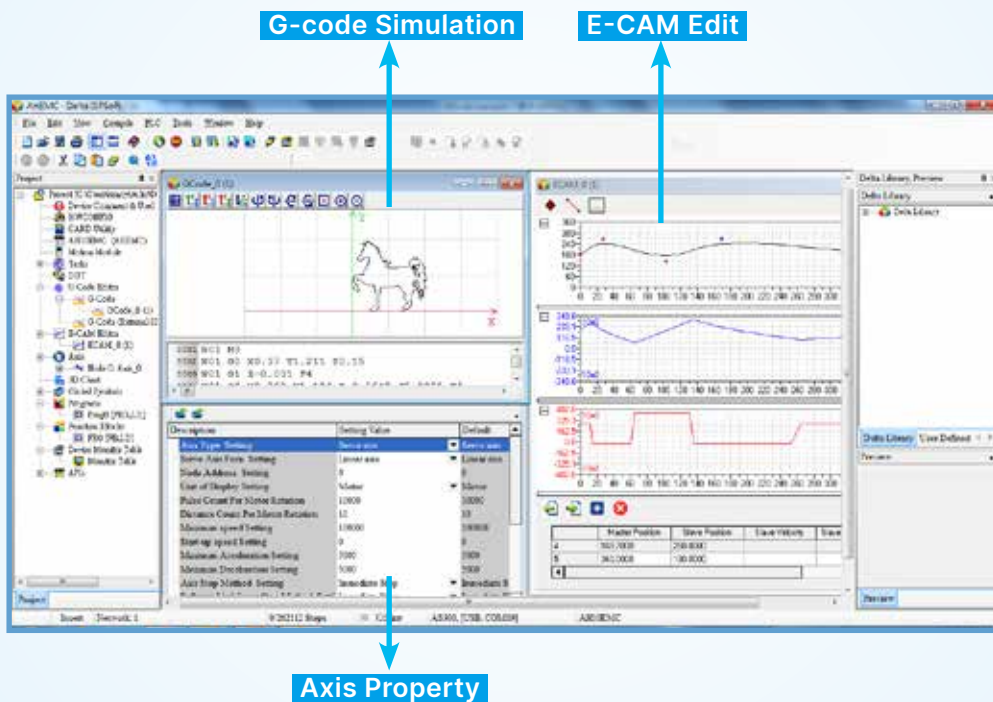
Data Logger

Provides big data log ability and adjustable intervals. Users can log critical system data and then analyze the system operation status.



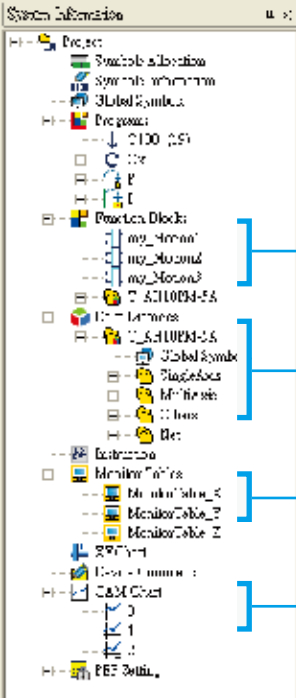
Integrated Motion Programming

ISPSOft integrates the logic and motion program editors into one software.



PMSoft

This programming software is for G-code editing, motion trajectory simulation, positioning route instruction and electronic cam establishment.



Variable Declaration

Separate from the program. The corresponding physical I/O point of the variable is defined only after the program is compiled. Users do not need to modify the program.

Function Block

A complicated project can be divided into many function blocks. A function block can be used repeatedly. The import/export function makes the programming more convenient.

Function Block for Motion Control

Provides function block features specifically for motion control, making programming more convenient

Convenient Monitor Table Management

Users can save and manage monitor tables independently according to their needs.


Electronic Cam

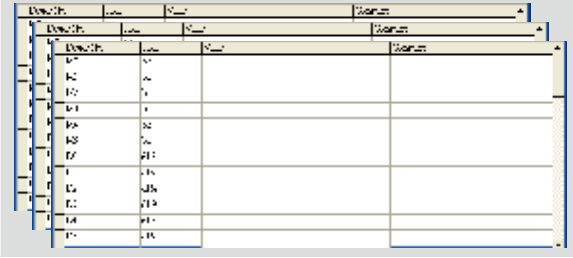
Electronic cam editing

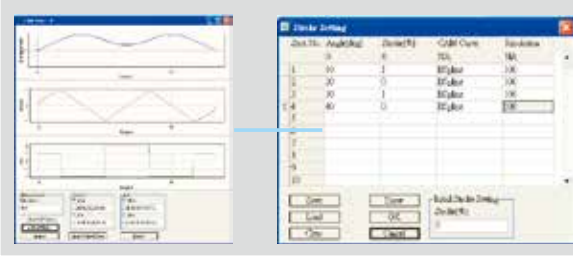
CFC Editor

Supports CFC programming language

Class	Members	Address	Type	Initial	Comment
VAR	Axis_Scan		FFMC_Scan		FFMC軸AG-A2管理
VAR	Axis_Enable		FFMC_Servo_OnOff		FFMC軸AG-A2管理
VAR	Axis_VP		FFMC_VIParameter		FFMC管理動作電圧
VAR	Axis_RF		FFMC_ReadParam		FFMC管理動作電圧





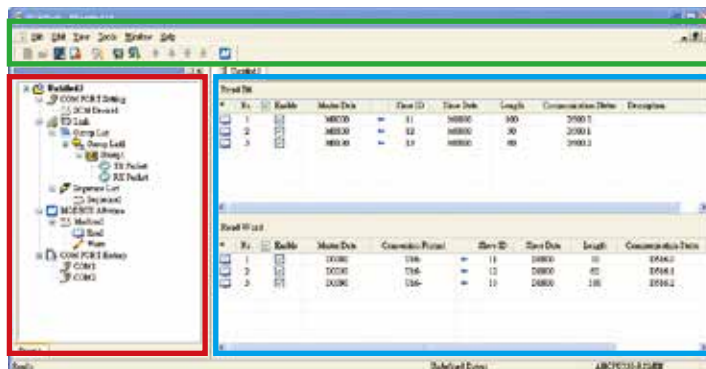


SCMSoft Communication Editing Software

Provides SCM module with automatic data exchange setup function

Project Management Interface

- Supports user defined protocol (UD Link)
- Supports Modbus protocol
- Supports data monitoring for communication ports

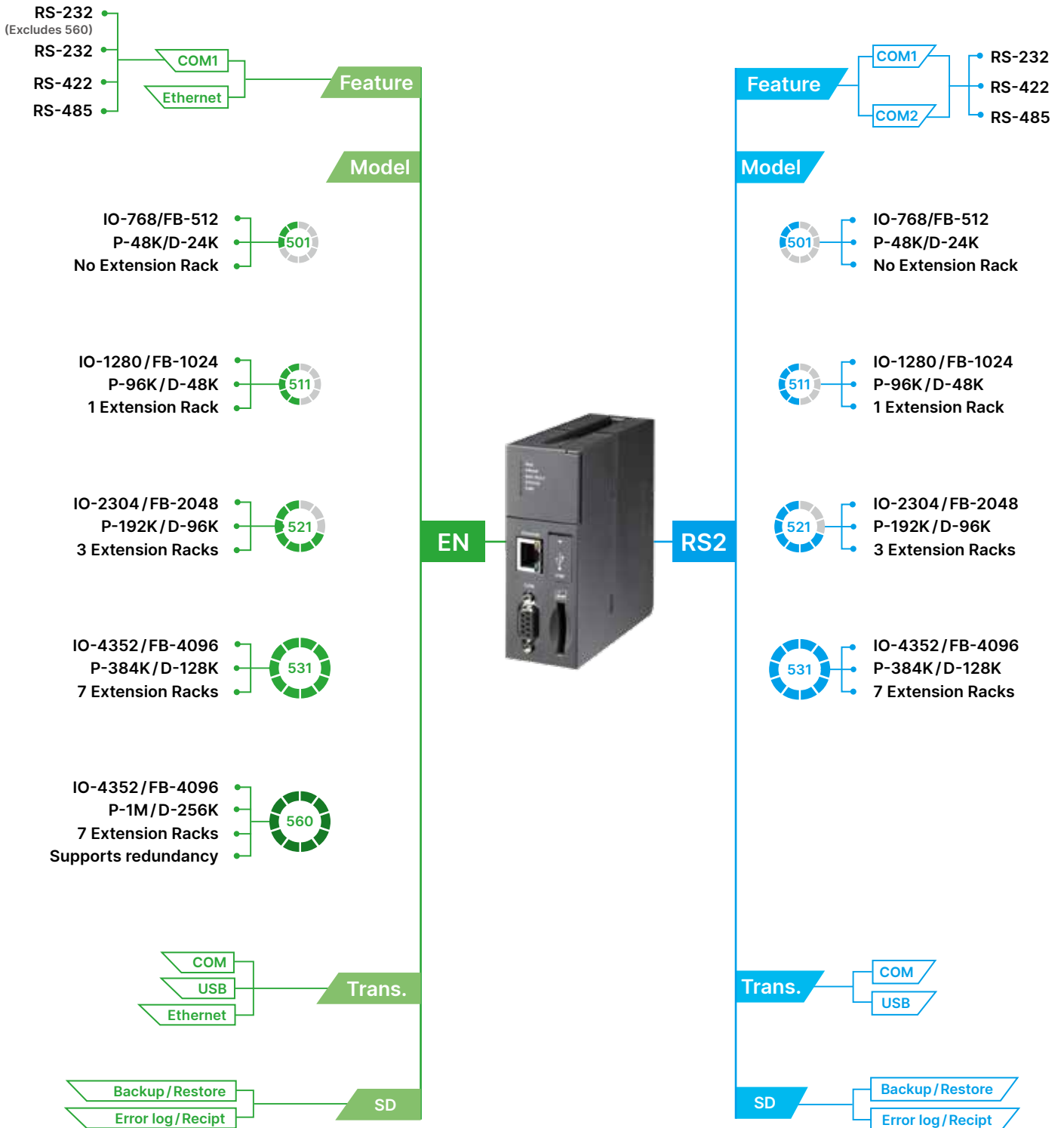


- Toolbar**
- Upload / Download setup files
 - Supports wizards

Editing Area

- Data exchange setup
- Status display

Specification Tree



CPU Selection Table

Item	Specifications	Check									
			AH501		AH511		AH521		AH531		AH560
			RS2	EN	RS2	EN	RS2	EN	RS2	EN	EN2
Local I/O points	< 768	<input type="checkbox"/>	•								
	< 1280	<input type="checkbox"/>		•							
	< 2304	<input type="checkbox"/>				•					
	< 4352	<input type="checkbox"/>					•		•		
Program capacity	< 32k steps	<input type="checkbox"/>									
	< 48k steps	<input type="checkbox"/>	•								
	< 64k steps	<input type="checkbox"/>									
	< 96k steps	<input type="checkbox"/>		•							
	< 128k steps	<input type="checkbox"/>									
	< 192k steps	<input type="checkbox"/>				•					
	< 256k steps	<input type="checkbox"/>									
	< 384k steps	<input type="checkbox"/>						•			
< 1M steps	<input type="checkbox"/>								•		
Expansion capacity	None	<input type="checkbox"/>	•								
	< 1 expansion rack	<input type="checkbox"/>		•							
	< 3 expansion racks	<input type="checkbox"/>				•					
	< 7 expansion racks	<input type="checkbox"/>						•		•	
Built-in communication	1 COM port	<input type="checkbox"/>		•		•		•		•	
	2 COM ports	<input type="checkbox"/>	•		•		•		•		
	Ethernet	<input type="checkbox"/>		•		•		•		•	
	Mini-USB	<input type="checkbox"/>	•		•		•		•	•	
Protocol supported	Modbus	<input type="checkbox"/>	•		•		•		•	•	
	Modbus TCP	<input type="checkbox"/>		•		•		•		•	
	EtherNet/IP	<input type="checkbox"/>		•		•		•		•	
SD card	V 1.0	<input type="checkbox"/>									
	V 2.0 (SDHC)	<input type="checkbox"/>	•		•		•		•		
	V 2.0 (Micro SDHC)	<input type="checkbox"/>								•	
Redundancy	CPU	<input type="checkbox"/>								•	

Model Names

AH CPU

AHCPU5XX

AH	CPU	5	1	1	-	EN
Series	Classification	Model	Function	Version		Type
	CPU		0: 0 expansion rack 1: 1 expansion rack 2: 3 expansion racks 3: 7 expansion racks 6: Redundant CPU	0: 560		EN: 1 COM & 1 Ethernet ports EN2: 1 COM & 2 Ethernet ports

AH Power Supply Module

AHPS05-5A

AH	PS	05	-	5A
Series	Classification	Function		Type
	Power supply	05: AC input (100 ~ 240V) 15: DC input (24V)		

AH RTU Module

AHRTU-ETHN-5A

AH	RTU	-	ETHN	-	5A
Series	Classification		Function		Type
	RTU		ETHN : EtherNet/IP		

AH Digital I/O Module

AH16 AM10N-5A

AH	16	AM	1	0	N	-	5A
Series	I/O points	Classification	Function	Function	Function		Type
	16: 16 points	AM: Digital input	0: No input	0: No output	N: No output		5A: Removable terminal
	32: 32 points	AN: Digital output	1: DC input (24V)	1: 0.5A transistor / TRIAC output or 2A relay output	R: Relay output		5C: MIL
	64: 64 points	AP: Digital input/output AR: Digital input with interrupt	3: AC input (120 ~ 240V)	2: 0.1A transistor output	T: NPN output P: PNP output S: TRIAC output		

AH Analog I/O Module

AH04 AD-5A

AH	04	AD	-	5A
Series	I/O Channels	Classification		Type
	04: 4-channel 06: 6-channel 08: 8-channel	AD: Analog input DA: Analog output XA: Analog input/output		5A: Voltage/Current 5B: Voltage 5C: Current

AH Backplane

AHBP04M1-5A

AH	BP	04		M1	-	5A
Series	Classification	Function		Function		Type
	Backplane	00: No slot 03: 3-slot 04: 4-slot 05: 5-slot	06: 6-slot 07: 7-slot 08: 8-slot 12: 12-slot	M1: Main backplane M2: Main backplane for motion E1: Expansion backplane MR1: Redundant main backplane ER1: Redundant expansion backplane		

AH Network Module

AH10EN-5A

AH	10	EN	-	5A
Series	Function	Classification		Type
	10: Basic 15: Advanced	EN: Ethernet SCM: Serial communication COPM: CANopen		

AH Motion Module

AH02HC-5A

AH	02		HC	-	5A
Series	Function		Classification		Type
	02: 2-channel 04: 4-channel 05: Simple type (PM) 10: Standard type (PM) 15: Advanced type (PM)	08E: EtherCAT (8-axis) 10E: EtherCAT (16-axis) 20E: EtherCAT (32-axis)	HC: High speed counter PM: Motion controller (Pulse train)		

AH Temperature Module

AH04PT-5A

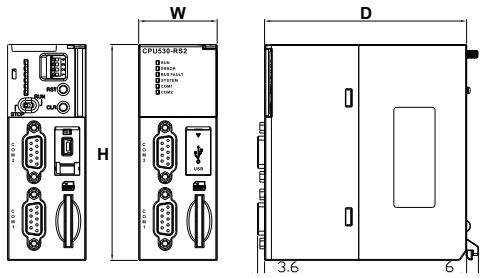
AH	04	PT	-	5A
Series	I/O channels	Classification		Type
	04: 4-channel 08: 8-channel	PT: Platinum resistance thermometer TC: Thermocouple PTG: Platinum resistance thermometer (channel isolation)		

Dimensions

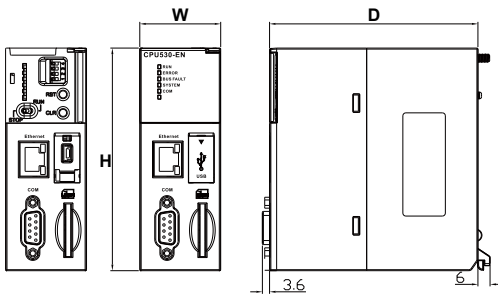
(Unit: mm)

CPU Modules

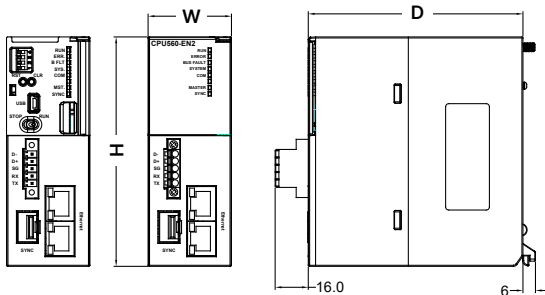
Model Name	H	W	D
AHCPU501-RS2	110	40	103
AHCPU511-RS2	110	40	103
AHCPU521-RS2	110	40	103
AHCPU531-RS2	110	40	103



Model Name	H	W	D
AHCPU501-EN	110	40	103
AHCPU511-EN	110	40	103
AHCPU521-EN	110	40	103
AHCPU531-EN	110	40	103

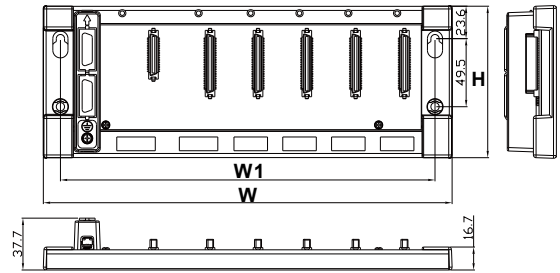


Model Name	H	W	D
AHCPU560-EN2	110	40	103

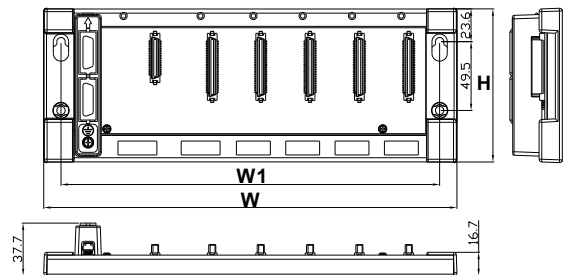


Backplanes

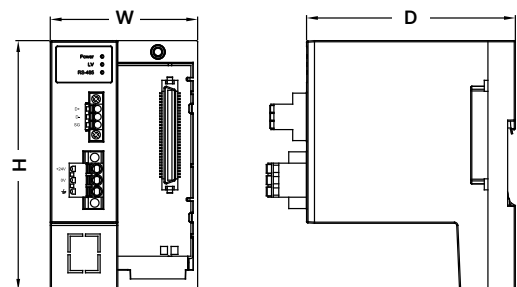
Model Name	H	W	W1
AHBP04M1-5A	110	298	272.5
AHBP06M1-5A	110	369	343.5
AHBP08M1-5A	110	440	414.5
AHBP12M1-5A	110	582	556.5
AHBP03M2-5A	110	257	232.4
AHBP05M2-5A	110	328	303
AHBP07M2-5A	110	399	374
AHBP06E1-5A	110	328	303
AHBP08E1-5A	110	399	374



Model Name	H	W	W1
AHBP04MR1-5A	110	348	323
AHBP06MR1-5A	110	419	394
AHBP08MR1-5A	110	490	465
AHBP06ER1-5A	110	398	373
AHBP08ER1-5A	110	469	444

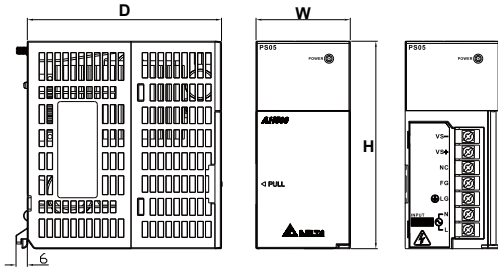


Model Name	H	W	D
AHBP00M2-5A	110	65	92.1



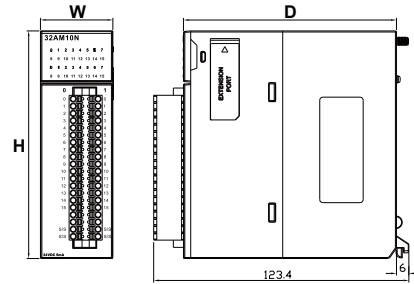
Power Supply Modules

Model Name	H	W	D
AHPS05-5A	110	50	103
AHPS15-5A	110	50	103



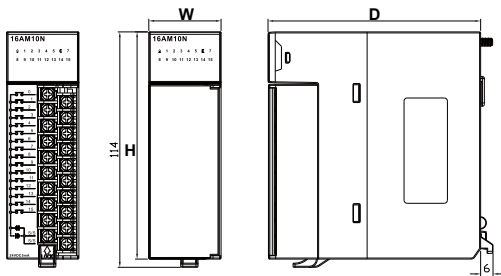
32-point Digital I/O Modules

Model Name	H	W	D
AH32 AM10N-5A	110	35	103
AH32 AN02T-5A	110	35	103
AH32 AN02P-5A	110	35	103



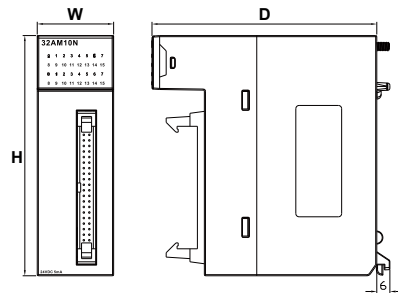
16-point Digital I/O Modules

Model Name	H	W	D
AH16 AM10N-5A	110	35	103
AH16 AM30N-5A	110	35	103
AH16 AN01R-5A	110	35	103
AH16 AN01T-5A	110	35	103
AH16 AN01P-5A	110	35	103
AH16 AN01S-5A	110	35	103
AH16 AP11R-5A	110	35	103
AH16 AP11T-5A	110	35	103
AH16 AP11P-5A	110	35	103
AH16 AR10N-5A	110	35	103



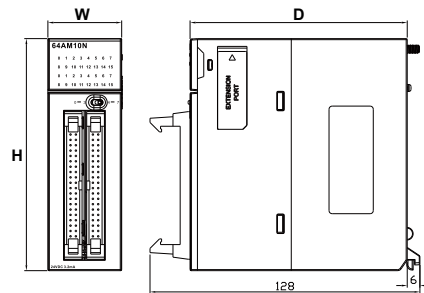
32-point Digital I/O Modules

Model Name	H	W	D
AH32 AM10N-5C	110	35	103
AH32 AN02T-5C	110	35	103
AH32 AN02P-5C	110	35	103



64-point Digital I/O Modules

Model Name	H	W	D
AH64 AM10N-5C	110	35	103
AH64 AN02T-5C	110	35	103
AH64 AN02P-5C	110	35	103

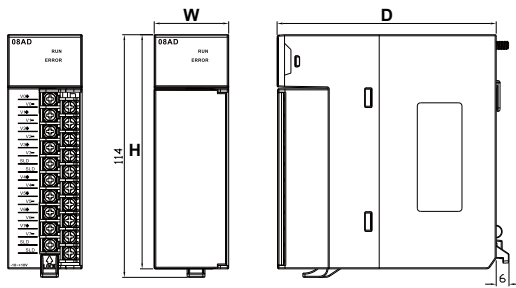


Dimensions

(Unit: mm)

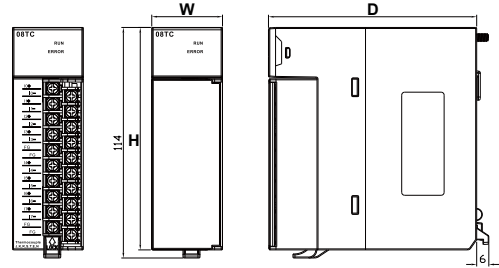
Analog I/O Modules

Model Name	H	W	D
AH04AD-5A	110	35	103
AH08AD-5B	110	35	103
AH08AD-5C	110	35	103
AH04DA-5A	110	35	103
AH08DA-5B	110	35	103
AH08DA-5C	110	35	103
AH06XA-5A	110	35	103



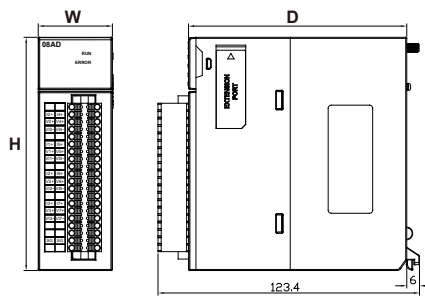
Temperature Measurement Modules

Model Name	H	W	D
AH04PT-5A	110	35	103
AH04TC-5A	110	35	103
AH08TC-5A	110	35	103



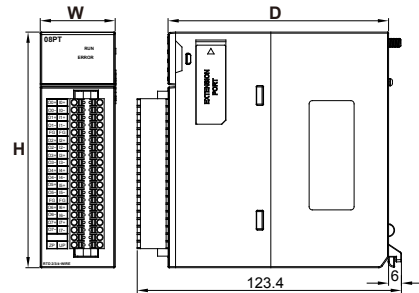
Analog I/O Modules

Model Name	H	W	D
AH08AD-5A	110	35	103
AH08DA-5A	110	35	103



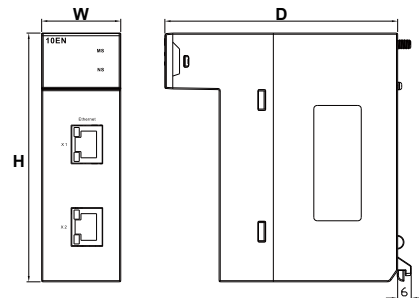
Temperature Measurement Module

Model Name	H	W	D
AH08PTG-5A	110	35	103



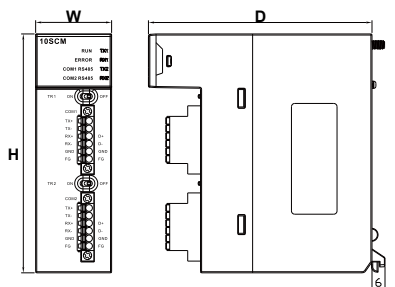
Network Modules

Model Name	H	W	D
AH10EN-5A	110	35	103
AH15EN-5A	110	35	103



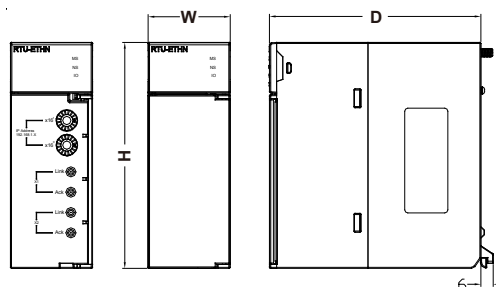
Network Module

Model Name	H	W	D
AH10SCM-5A	110	35	103



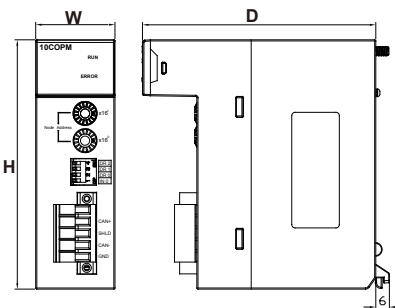
RTU Module

Model Name	H	W	D
AHRTU-ETHN-5A	110	40	103



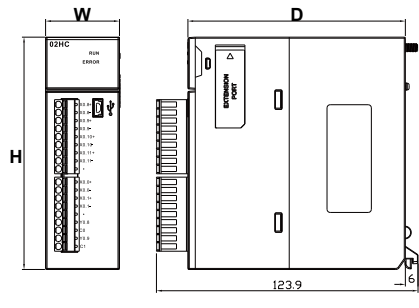
Network Module

Model Name	H	W	D
AH10COPM-5A	110	35	103



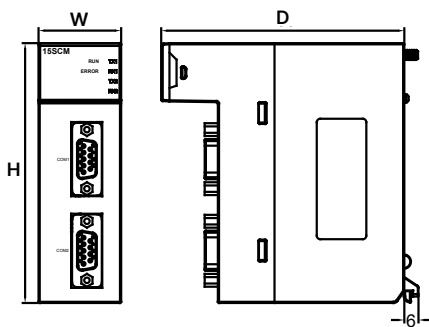
Motion Control Module

Model Name	H	W	D
AH02HC-5A	110	35	103



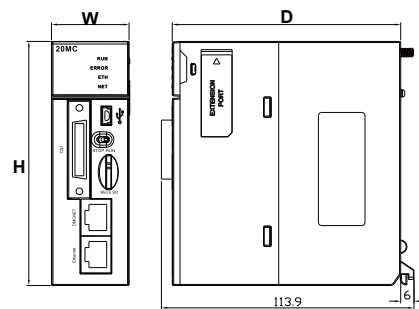
Network Module

Model Name	H	W	D
AH15SCM-5A	110	35	103



Motion Control Module

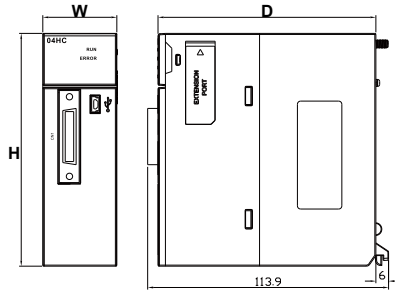
Model Name	H	W	D
AH08EMC-5A	110	35	103
AH10EMC-5A	110	35	103
AH20EMC-5A	110	35	103



Dimensions (Unit: mm)

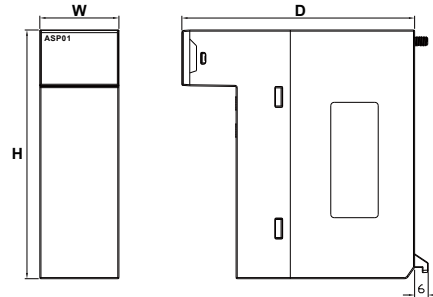
Motion Control Module

Model Name	H	W	D
AH04HC-5A	110	35	103



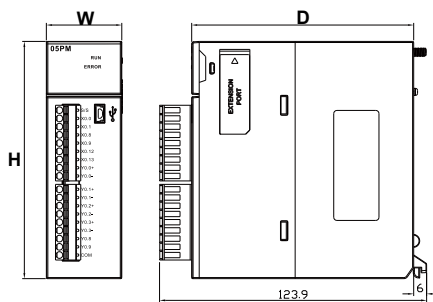
Dummy Module

Model Name	H	W	D
AHASP01-5A	110	35	103



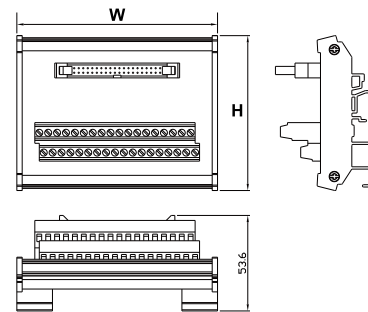
Motion Control Module

Model Name	H	W	D
AH05PM-5A	110	35	103



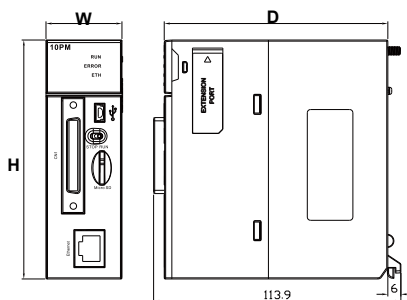
External Terminal Modules

Model Name	H	W
UB-10-ID32A	87	113
UB-10-OT32A	87	113



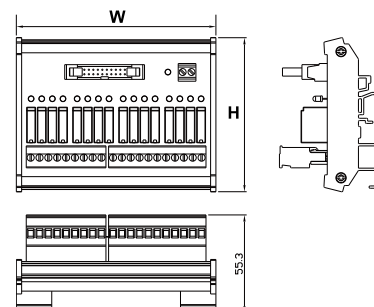
Motion Control Modules

Model Name	H	W	D
AH10PM-5A	110	35	103
AH15PM-5A	110	35	103



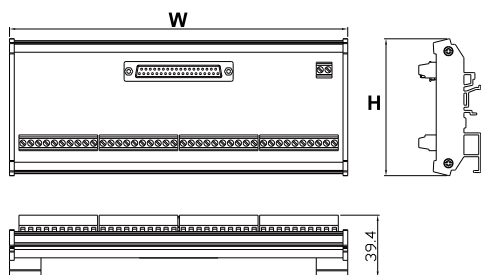
External Terminal Modules

Model Name	H	W
UB-10-OR16A	87	113
UB-10-OR16B	87	113



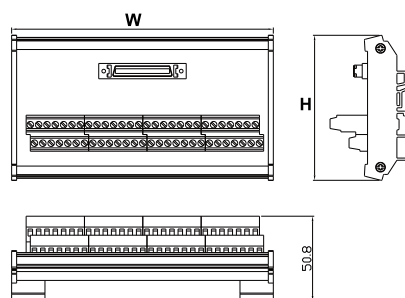
External Terminal Modules

Model Name	H	W
UB-10-OR32A	87	215



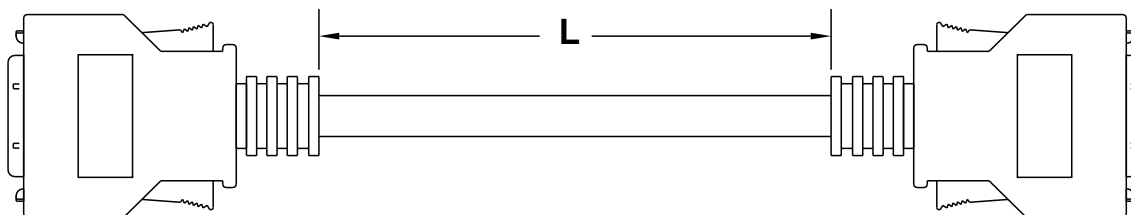
External Terminal Modules

Model Name	H	W
UB-10-IO16C	87	125
UB-10-IO22C	87	125
UB-10-IO24C	87	157
UB-10-IO34C	87	157



Cables (HDC)

Model Name	L	Model Name	L	Model Name	L
AHACAB06-5A	0.6	AHACABA5-5A	15.0	AHACABG0-5A	70.0
AHACAB10-5A	1.0	AHACABB0-5A	20.0	AHACABH0-5A	80.0
AHACAB15-5A	1.5	AHACABC0-5A	30.0	AHACABJ0-5A	90.0
AHACAB30-5A	3.0	AHACABD0-5A	40.0	AHACABK0-5A	100.0
AHACAB50-5A	5.0	AHACABE0-5A	50.0	UC-ET010-13B	1.0
AHACABA0-5A	10.0	AHACABF0-5A	60.0	UC-ET010-15B	1.0

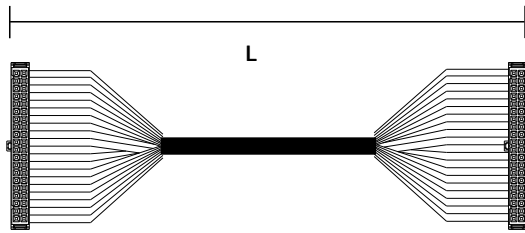


Dimensions

(Unit: mm)

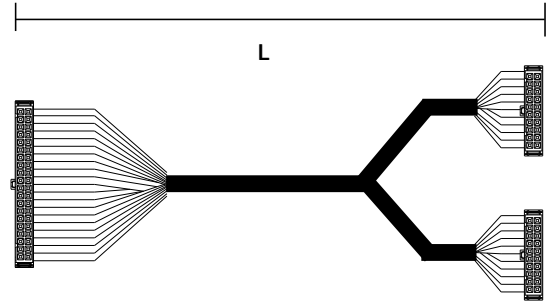
Cables (MIL)

Model Name	L
UC-ET010-24B	1.0
UC-ET020-24B	2.0
UC-ET030-24B	3.0



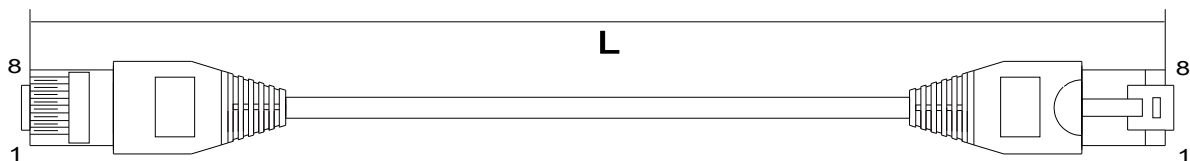
Cables (MIL)

Model Name	L
UC-ET010-24D	1.0
UC-ET020-24D	2.0
UC-ET030-24D	3.0



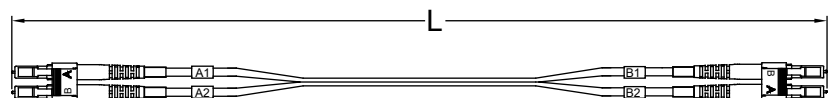
Cables (RJ45)

Model Name	L	Model Name	L	Model Name	L
UC-CMC003-01A	0.3	UC-EMC003-02C	0.3	UC-EMC003-02B	0.3
UC-CMC005-01A	0.5	UC-EMC005-02C	0.5	UC-EMC005-02B	0.5
UC-CMC010-01A	1.0	UC-EMC010-02C	1.0	UC-EMC010-02B	1.0
UC-CMC015-01A	1.5				
UC-CMC020-01A	2.0	UC-EMC020-02C	2.0	UC-EMC020-02B	2.0
UC-CMC030-01A	3.0			UC-EMC030-02B	3.0
UC-CMC050-01A	5.0	UC-EMC050-02C	5.0	UC-EMC050-02B	5.0
UC-CMC100-01A	10.0	UC-EMC100-02C	10.0	UC-EMC100-02B	10.0
UC-CMC200-01A	20.0	UC-EMC200-02C	20.0		



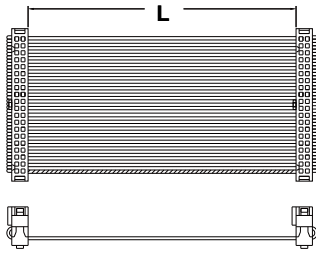
Cables (Fiber Optic)

Model Name	L
UC-FB010-01A	1.0
UC-FB030-01A	3.0
UC-FB010-02A	1.0
UC-FB030-02A	3.0



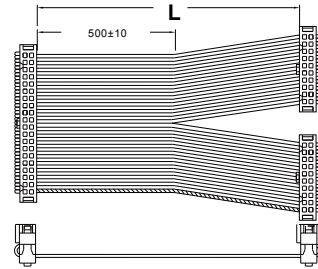
Cable (MIL)

Model Name	L
UC-ET010-24A	1.0



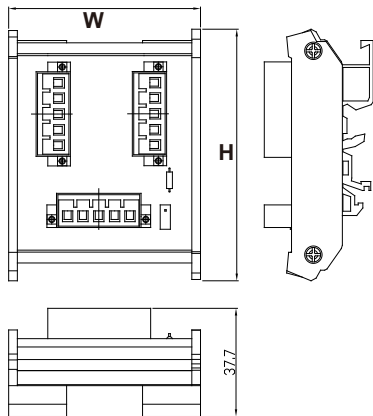
Cable (MIL)

Model Name	L
UC-ET010-24C	1.0



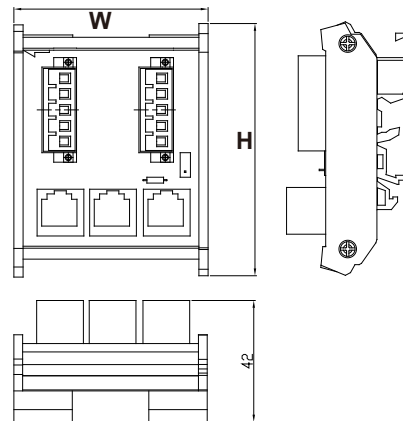
CANopen Distribution Box

Model Name	H	W
TAP-CN01	87	66.5



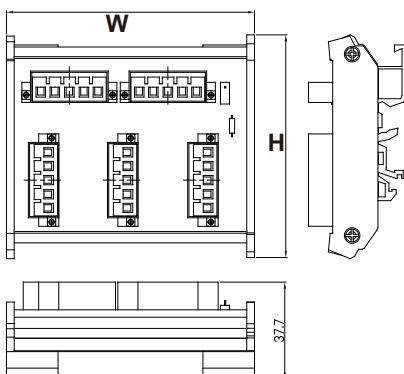
CANopen Distribution Box

Model Name	H	W
TAP-CN03	87	66.5



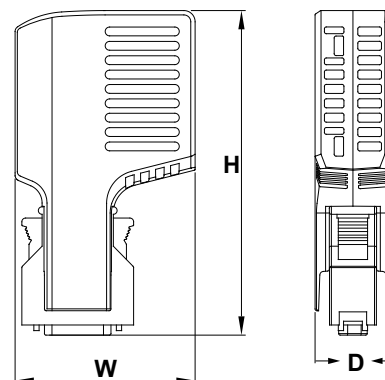
CANopen Distribution Box

Model Name	H	W
TAP-CN02	87	96.5



Fiber Optics Modules for Backplanes

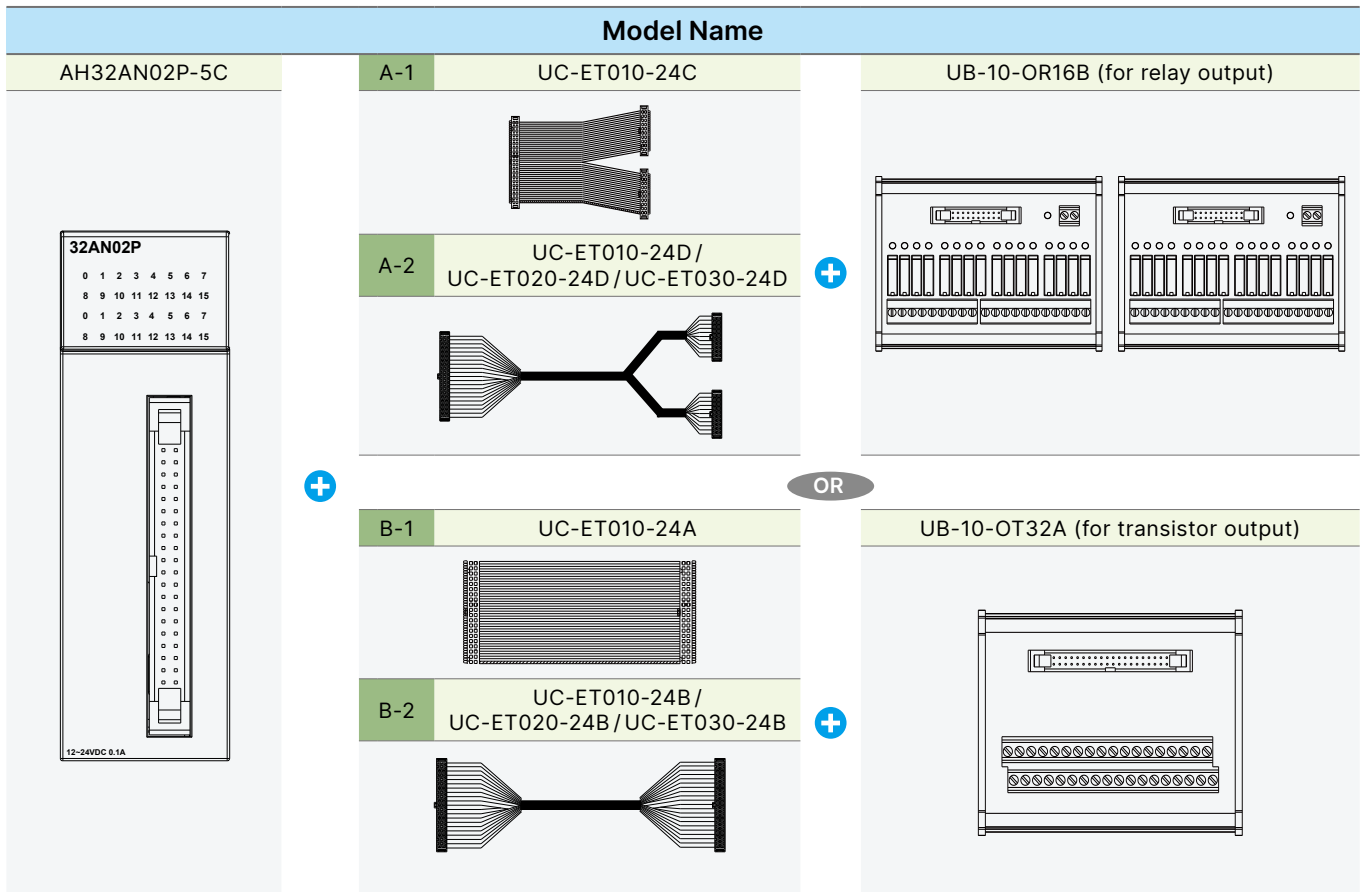
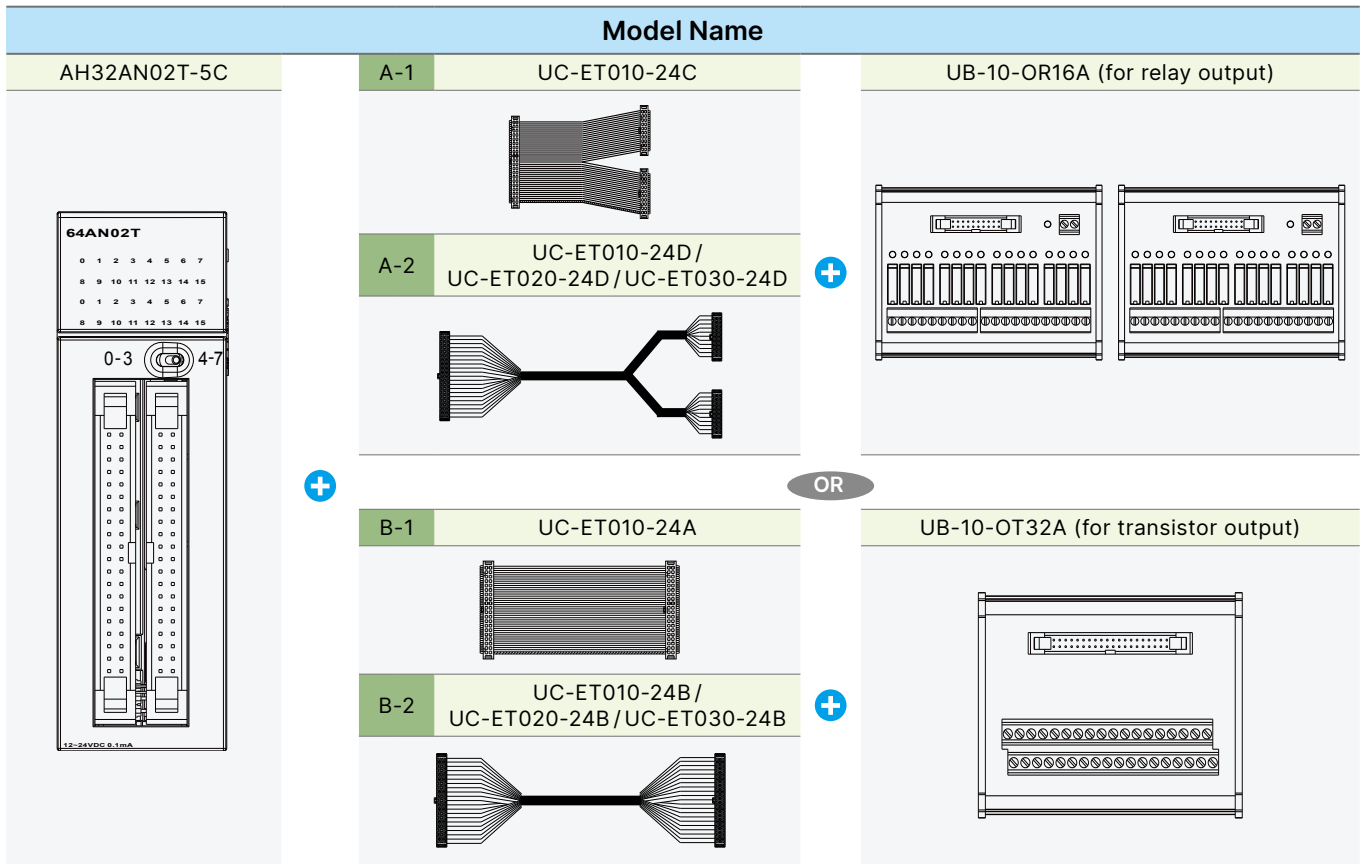
Model Name	H	W	D
AHAADP01EF-5A	86.5	48	20.2
AHAADP02EF-5A	86.5	48	20.2



Accessory Selection for High-density Modules

Model Name		
AH32AM10N-5C	UC-ET010-24A	UB-10-ID32A
+ UC-ET010-24B / UC-ET020-24B / UC-ET030-24B +		

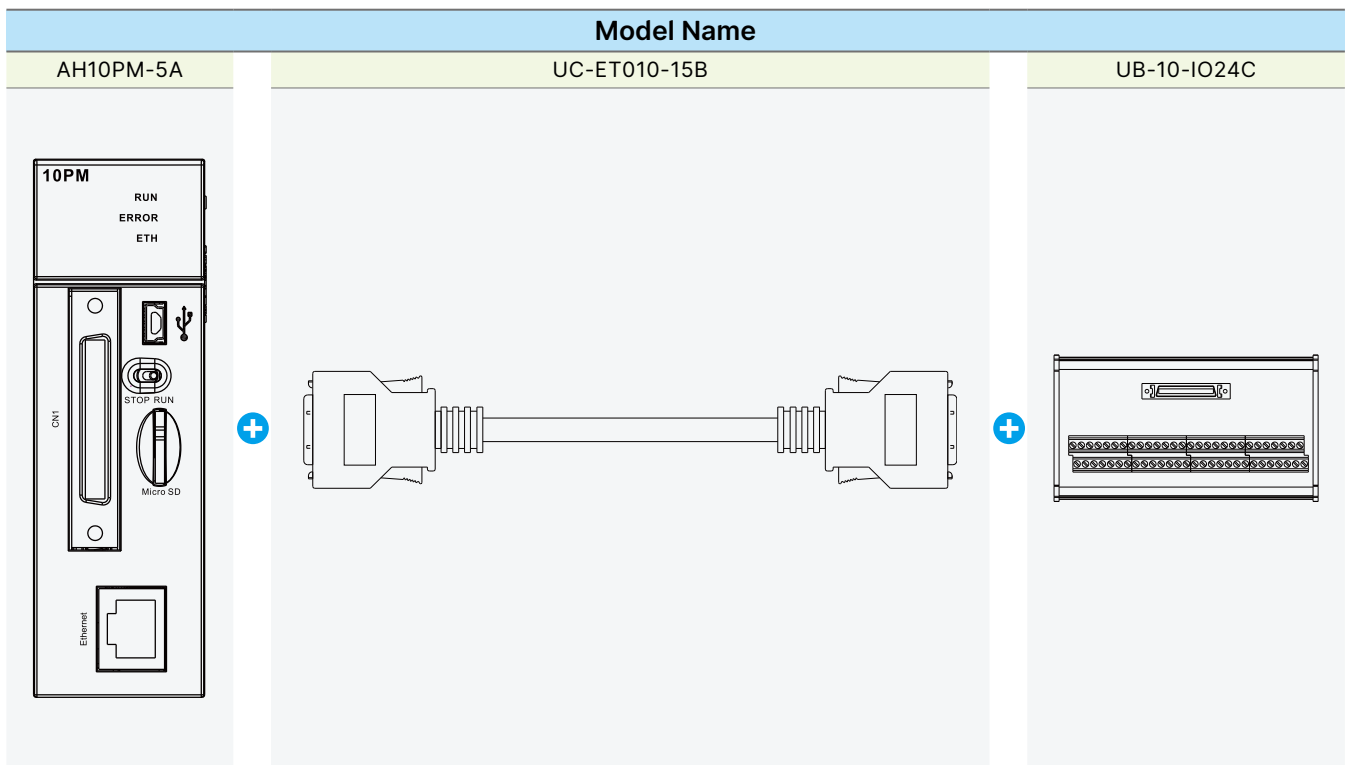
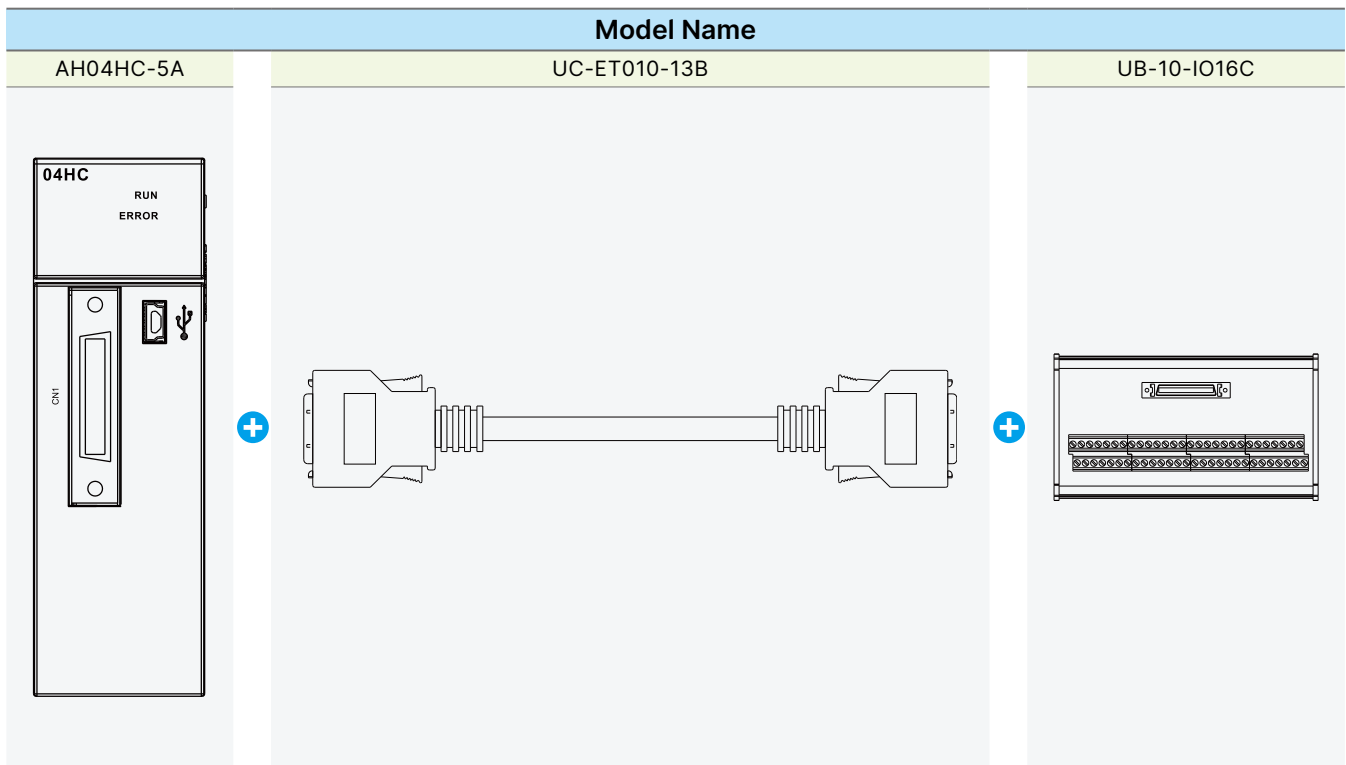
Model Name		
AH64AM10N-5C	UC-ET010-24A	UB-10-ID32A
+ UC-ET010-24B / UC-ET020-24B / UC-ET030-24B +		
		x2



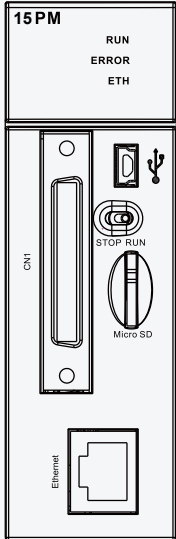

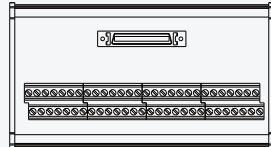
Accessory Selection for High-density Modules

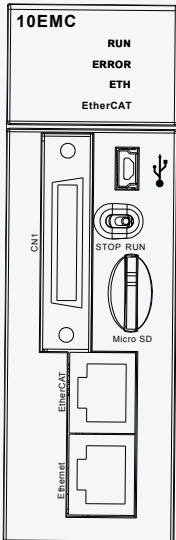

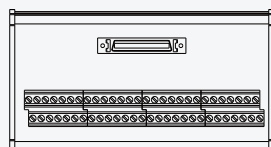
Model Name																																		
<p>64AN02T</p> <table border="1"> <tr><td>0</td><td>1</td><td>2</td><td>3</td><td>4</td><td>5</td><td>6</td><td>7</td></tr> <tr><td>8</td><td>9</td><td>10</td><td>11</td><td>12</td><td>13</td><td>14</td><td>15</td></tr> <tr><td>0</td><td>1</td><td>2</td><td>3</td><td>4</td><td>5</td><td>6</td><td>7</td></tr> <tr><td>8</td><td>9</td><td>10</td><td>11</td><td>12</td><td>13</td><td>14</td><td>15</td></tr> </table> <p>0-3 (GND) 4-7</p> <p>12-24VDC 0.1mA</p>	0	1	2	3	4	5	6	7	8	9	10	11	12	13	14	15	0	1	2	3	4	5	6	7	8	9	10	11	12	13	14	15	<p>A-1 UC-ET010-24C</p>	<p>UB-10-OR16A (for relay output)</p> <p>x2</p>
	0	1	2	3	4	5	6	7																										
	8	9	10	11	12	13	14	15																										
	0	1	2	3	4	5	6	7																										
8	9	10	11	12	13	14	15																											
<p>A-2 UC-ET010-24D / UC-ET020-24D / UC-ET030-24D</p>	<p>+</p> <p>OR</p>	<p>+</p>																																
<p>B-1 UC-ET010-24A</p>																																		
<p>+</p>	<p>B-2 UC-ET010-24B / UC-ET020-24B / UC-ET030-24B</p>	<p>UB-10-OT32A (for transistor output)</p> <p>x2</p>																																

Model Name																																		
<p>64AN02P</p> <table border="1"> <tr><td>0</td><td>1</td><td>2</td><td>3</td><td>4</td><td>5</td><td>6</td><td>7</td></tr> <tr><td>8</td><td>9</td><td>10</td><td>11</td><td>12</td><td>13</td><td>14</td><td>15</td></tr> <tr><td>0</td><td>1</td><td>2</td><td>3</td><td>4</td><td>5</td><td>6</td><td>7</td></tr> <tr><td>8</td><td>9</td><td>10</td><td>11</td><td>12</td><td>13</td><td>14</td><td>15</td></tr> </table> <p>0-3 (GND) 4-7</p> <p>12-24VDC 0.1mA</p>	0	1	2	3	4	5	6	7	8	9	10	11	12	13	14	15	0	1	2	3	4	5	6	7	8	9	10	11	12	13	14	15	<p>A-1 UC-ET010-24C</p>	<p>UB-10-OR16B (for relay output)</p> <p>x2</p>
	0	1	2	3	4	5	6	7																										
	8	9	10	11	12	13	14	15																										
	0	1	2	3	4	5	6	7																										
8	9	10	11	12	13	14	15																											
<p>A-2 UC-ET010-24D / UC-ET020-24D / UC-ET030-24D</p>	<p>+</p> <p>OR</p>	<p>+</p>																																
<p>B-1 UC-ET010-24A</p>																																		
<p>+</p>	<p>B-2 UC-ET010-24B / UC-ET020-24B / UC-ET030-24B</p>	<p>UB-10-OT32A (for transistor output)</p> <p>x2</p>																																



Accessory Selection for High-density Modules

Model Name		
AH15PM-5A	UC-ET010-15B	UB-10-IO34C
		

Model Name		
AH08EMC-5A AH10EMC-5A AH20EMC-5A	UC-ET010-13B	UB-10-IO22C
		

Ordering Information



CPU Modules

Model	Local I/O points	Program capacity	Data register D/L/B (note)	Function blocks	Extension backplane	LD execution speed (μs)	Power consumption (Internal)	Specifications	Certificates
AHCPU 501-RS2	768	48k steps (196KB)	24k/24k/512k words	512	0	0.02	2.9 w	<ul style="list-style-type: none"> ▪ Built-in RS-232/422/485 multi-modes communication port x 2 (RS-232: 115.2 kbps / RS-422/485: 921.6 kbps) ▪ Built-in SD card slot (supports max. 32 GB for AHCPU5_1) ▪ Built-in Mini-USB programming port ▪ System diagnosis / status light / online editing and debug functions ▪ PLC Link automatic data exchange function ▪ Modbus RTU/ASCII ▪ LD/SFC/FBD/IL/ST languages ▪ 256 interrupts (Timed/IO/External/ Low voltage/Communication) ▪ 2,048 timers and counters ▪ No battery required ▪ RTC function (max. 30 days after power off) ▪ CPU RAM/ROM capacity AHCPU5_1: 128 MB/128 MB ▪ CPU clock AHCPU5_1: 800 MHz 	
AHCPU 511-RS2	1,280	96k steps (384KB)	48k/48k/1,024k words	1,024	1	0.02	2.9 w		
AHCPU 521-RS2	2,304	192k steps (768KB)	96k/96k/2,048k words	2,048	3	0.02	2.9 w		
AHCPU 531-RS2	4,352	384k steps (1.5 MB)	128k/128k/4,096k words	4,096	7	0.02	2.9 w		

Note: Data Register B is for the use of function blocks.



Accessory Selection for High-density Modules

CPU Modules

Model	Local I/O points	Program capacity	Data register D/L/B (note)	Function blocks	Extension backplane	LD execution speed (µs)	Power consumption (Internal)	Specifications	Certificates
AHCPU 501-EN	768	48k steps (196 KB)	24k/24k/512k words	512	0	0.02	2.9 w	<ul style="list-style-type: none"> ▪ Built-in RS-232/422/485 multi-modes communication port x1 (RS-232:115.2 kbps/RS-422/485: 921.6 kbps) ▪ Built-in Ethernet communication port (100 Mbps) ▪ Built-in SD card slot (supports max. 32GB for AHCPU5_1) ▪ Built-in Mini-USB programming port ▪ System diagnose / status light / online editing and debug functions ▪ PLC Link automatic data exchange function ▪ Modbus RTU / ASCII, Modbus TCP ▪ EtherNet/IP (AHCPU5_1-EN only) <ul style="list-style-type: none"> - Scanner & Adapter mode - Supports I/O connection & explicit message - Connections: <ul style="list-style-type: none"> TCP = 32 ~ 128; CIP = 64 ~ 256 RPI: 1 ~ 1,000ms - 250 words / connection ▪ LD/SFC/FBD/IL/ST languages ▪ 256 interrupts (Timed / IO / External / Low voltage / Communication) ▪ 2,048 timers and counters ▪ No battery required ▪ RTC function (max. 30 days after power off) ▪ NTP network time correction function ▪ WEB/E-mail/IP Filter function ▪ CPU RAM/ROM capacity AHCPU5_1: 128 MB/128 MB ▪ CPU clock AHCPU5_1: 800 MHz 	 
AHCPU 511-EN	1,280	96k steps (384 KB)	48k/48k/1,024k words	1,024	1	0.02	2.9 w		
AHCPU 521-EN	2,304	192k steps (768 KB)	96k/96k/2,048k words	2,048	3	0.02	2.9 w		
AHCPU 531-EN	4,352	384k steps (1.5 MB)	128k/128k/4,096k words	4096,	7	0.02	2.9 w		


Note 1 : Data Register B is for the use of function blocks.

Redundant CPU Modules



Model	Local I/O points	Program capacity	Data register D/L/B (note)	Function blocks	Extension backplane	LD execution speed (µs)	Power consumption (Internal)	Specifications	Certificates
AHCPU 560-EN2	4,352	1M steps (4 MB)	256 k/256 k/4,096 k words	4,096	7	0.02	4.5 w	<ul style="list-style-type: none"> ▪ Built-in RS-232 / 485 multi-modes communication port x1 (RS-232:115.2 kbps/ RS-485: 921.6 kbps) ▪ Built-in Ethernet communication port (100 Mbps) ▪ Built-in micro SD slot (supports max. 32 GB) ▪ Built-in Mini-USB programming port ▪ System diagnosis/status light/online editing and debug functions ▪ PLC Link automatic data exchange function ▪ Modbus RTU / ASCII, Modbus TCP ▪ EtherNet/IP <ul style="list-style-type: none"> - Scanner & Adapter mode - Supports I/O connection & explicit message - Connections: TCP = 128; CIP = 256 - RPI: 1 ~ 1,000 ms - 250 words/connection ▪ LD / SFC / FBD / IL / ST languages ▪ 256 interrupts (Time d / IO / External / Low voltage / Communication) ▪ Redundant mode only supports timed interrupt ▪ 2,048 timers and counters ▪ No battery required ▪ RTC function (max. 30 days after power off) ▪ NTP network time correction function ▪ WEB / E-mail / IP Filter function ▪ Supports redundant system <ul style="list-style-type: none"> - CPU switch-over time: 20 ms - Built-in sync. function and no specific sync. module required (needs fiber optic module) ▪ CPU RAM/ROM capacity: 256 MB/128 MB ▪ CPU clock: 1 GHz 	 

Ordering Information


Power Supply Modules

Model	Power input	Output	Specifications	Certificates
AHPS05-5A	100 ~ 240 V _{AC} 50/60Hz	60W	<ul style="list-style-type: none"> Power supply for the modules on the racks LED power indicator Provides external DC power abnormal signal detection input and triggered interrupt function 	
AHPS15-5A	24 V _{DC}	36W		


Main Backplanes

Model	Slot	Power consumption (Internal)	Specifications	Certificates
AHBP04M1-5A	4	0.01w	<ul style="list-style-type: none"> Supports CPU modules Supports remote I/O communication modules (RTU) Built-in communication port for extension backplanes Slot spaces are not occupied by Power / CPU / RTU modules Supports redundant power (AHBPxxMR1-5A only) 	
AHBP06M1-5A	6	0.01w		
AHBP08M1-5A	8	0.01w		
AHBP12M1-5A	12	0.01w		
AHBP04MR1-5A	4	0.2w		
AHBP06MR1-5A	6	0.2w		
AHBP08MR1-5A	8	0.2w		
AHBP00M2-5A	0	1.41w	<ul style="list-style-type: none"> Supports AHxxEMC-5A installed on CPU slot only (Do not support CPU / RTU modules) Built-in serial communication port Slot spaces are not occupied by Power / CPU No need to install AH power modules (AHBP00M2-5A only) 	
AHBP03M2-5A	3	1.41w		
AHBP05M2-5A	5	1.41w		
AHBP07M2-5A	7	1.41w		


Extension Backplanes

Model	Slot	Power consumption (Internal)	Specifications	Certificates
AHBP06E1-5A	6	1.41w	<ul style="list-style-type: none"> For main backplane extension Built-in communication port for extension backplanes Slot spaces are not occupied by power modules Supports redundant ext. ports (AHBPxxER1-5A only) Supports redundant power (AHBPxxER1-5A only) 	
AHBP08E1-5A	8	1.41w		
AHBP06ER1-5A	6	1w		
AHBP08ER1-5A	8	1w		

Digital I/O Modules (Input)


Model	Points	Signals	Terminal block type	Power consumption (Internal/ External)	Accessories (optional)	Specifications	Certificates
AH16AM10N-5A	16	24 V _{DC} 5 mA	JIS removable terminal block	0.1 w / 1.9 w	-	<ul style="list-style-type: none"> PNP / NPN mixed mode design Hot-swapping function Individual LED status indicator 	
AH16AM30N-5A	16	120 ~ 240 V _{AC} 4.5 ~ 9 mA	JIS removable terminal block	0.1 w / -	-		
AH32AM10N-5A	32	24 V _{DC} 5 mA	DB37	0.2 w / 3.8 w	-		
AH32 AM10N-5C	32	24 V _{DC} 5 mA	MIL	0.2 w / 3.8 w	UC-ET010-24A UC-ET010-24B UC-ET020-24B UC-ET030-24B UB-10-ID32A	<ul style="list-style-type: none"> PNP / NPN mixed mode design Hot-swapping function Individual LED status indicator (32 points) 	
AH64AM10N-5C	64	24 V _{DC} 3.2 mA	MIL	0.2 w / 4.9 w			
AH16AR10N-5A	16	24 V _{DC} 5 mA	JIS removable terminal block	0.5 w / 1.9 w	-	<ul style="list-style-type: none"> PNP / NPN mixed mode design Hot-swapping function Individual LED status indicator I/O interruption function Rising / falling-edge trigger modes Signal time-delay setting for 0.1/0.5/3/15/20 ms Provides user-defined option for signal time-delay setting (Unit: 0.1ms) 	

Digital I/O Modules (Mixed)


Model	Inputs	Outputs	Input signals	Output signals	Terminal block type	Power consumption (Internal/ External)	Specifications	Certificates
AH16 AP11R-5A	8	8	24 V _{DC} 5 mA	Relay 240 V _{AC} / 24 V _{DC} 2 A	JIS removable terminal block	1.1 w / -	<ul style="list-style-type: none"> PNP / NPN mixed mode design Hot-swapping function Individual LED status indicator Supports keep-last-value function when CPU shuts down 	
AH16 AP11T-5A	8	8	24 V _{DC} 5 mA	NPN (Sink) 12 ~ 24 V _{DC} 0.5 A	JIS removable terminal block	0.2 w / 0.2 w		
AH16 AP11P-5A	8	8	24 V _{DC} 5 mA	PNP (Source) 12 ~ 24 V _{DC} 0.5 A	JIS removable terminal block	0.2 w / 0.2 w		

Ordering Information


Digital I/O Modules (Output)

Model	Points	Signals	Terminal block type	Power consumption (Internal/ External)	Accessories (optional)		Specifications	Certificates
AH16AN01R-5A	16	Relay 240 V _{AC} / 24 V _{DC} 2 A	JIS removable terminal block	2.1 w / -			<ul style="list-style-type: none"> Hot-swapping function Individual LED status indicator Supports keep-last-value function when CPU shuts down 	
AH16AN01T-5A	16	NPN (Sink) 12 ~ 24 V _{DC} 0.5A	JIS removable terminal block	0.2 w / 0.4 w				
AH16AN01P-5A	16	PNP (Source) 12 ~ 24 V _{DC} 0.5A	JIS removable terminal block	0.2 w / 0.4 w				
AH16AN01S-5A	16	TRIAC 120 / 240 V _{AC} 0.5A	JIS removable terminal block	0.6 w / -				
AH32AN02T-5A	32	NPN (Sink) 12 ~ 24 V _{DC} 0.1A	EU removable terminal block	0.4 w / 0.8 w				
AH32AN02P-5A	32	PNP (Source) 12 ~ 24 V _{DC} 0.1A	EU removable terminal block	0.4 w / 0.8 w				
AH32AN02T-5C	32	NPN (Sink) 12 ~ 24 V _{DC} 0.1A	MIL	0.4 w / 0.8 w	UC-ET010-24A UC-ET010-24B UC-ET020-24B UC-ET030-24B UC-ET010-24C	UC-ET010-24D UC-ET020-24D UC-ET030-24D UB-10-OR16A UB-10-OT32A	<ul style="list-style-type: none"> Hot-swapping function Individual LED status indicator (32 points) Supports keep-last-value function when CPU shuts down 	
AH32AN02P-5C	32	PNP (Source) 12 ~ 24 V _{DC} 0.1A	MIL	0.4 w / 0.8 w	UC-ET010-24A UC-ET010-24B UC-ET020-24B UC-ET030-24B UC-ET010-24C	UC-ET010-24D UC-ET020-24D UC-ET030-24D UB-10-OR16A UB-10-OT32A		
AH64AN02T-5C	64	NPN (Sink) 12 ~ 24 V _{DC} 0.1A	MIL	0.6 w / 1.5 w	UC-ET010-24A UC-ET010-24B UC-ET020-24B UC-ET030-24B UC-ET010-24C	UC-ET010-24D UC-ET020-24D UC-ET030-24D UB-10-OR16A UB-10-OT32A		
AH64AN02P-5C	64	PNP (Source) 12 ~ 24 V _{DC} 0.1A	MIL	0.6 w / 1.5 w	UC-ET010-24A UC-ET010-24B UC-ET020-24B UC-ET030-24B UC-ET010-24C	UC-ET010-24D UC-ET020-24D UC-ET030-24D UB-10-OR16B UB-10-OT32A		


Analog I/O Modules (Input)

Model	Channels	Signals	Terminal block type	Power consumption (Internal/ External)	Specifications	Certificates
AH04AD-5A	4	0/1V~5V, ±5V, 0V~10V, ±10V 0/4mA~20mA ±20mA	JIS removable terminal block	0.35w/1w	<ul style="list-style-type: none"> Hardware resolution: 16-bit Conversion time: 150 μs/channel Base error (ambient temp.): Voltage mode ±0.1% Current mode ±0.1% Base error (full temp. range): Voltage mode ±0.45% Current mode ±0.2% Linearity error (ambient temp.): Voltage mode ±0.07% Current mode ±0.05% Linearity error (full temp. range): Voltage mode ±0.12% Current mode ±0.23% Hot-swapping function Isolated signal design Diagnosis function Module status LED indicator Supports interrupt function 	
AH08AD-5A	8	0/1V~5V, ±5V, 0V~10V, ±10V 0/4mA~20mA, ±20mA	EU removable terminal block	1.5w/-		
AH08AD-5B	8	0/1V~5V, ±5V, 0V~10V, ±10V	JIS removable terminal block	1.9w/-		
AH08AD-5C	8	0/4mA~20mA, ±20mA	JIS removable terminal block	1.6w/-		

Analog I/O Modules (Output)


Model	Channels	Signals	Terminal block type	Power consumption (Internal/ External)	Specifications	Certificates
AH04DA-5A	4	0/1V~5V, ±5V, 0V~10V, ±10V 0/4mA~20mA	JIS removable terminal block	0.34w/2.6w	<ul style="list-style-type: none"> Hardware resolution: 16-bit Conversion time: 150 μs/channel Base error (ambient temp.): Voltage mode ±0.02% Current mode ±0.06% Base error (full temp. range): Voltage mode ±0.04% Current mode ±0.07% Linearity error (ambient temp.): Voltage mode ±0.004% Current mode ±0.01% Linearity error (full temp. range): Voltage mode ±0.004% Current mode ±0.01% Hot-swapping function Isolated signal design Diagnosis function Module status LED indicator Supports interrupt function Supports keep-last-value function when CPU shuts down 	
AH08DA-5A	8	0/1V~5V, ±5V, 0V~10V, ±10V 0/4mA~20mA	EU removable terminal block	1w/5w		
AH08DA-5B	8	0/1V~5V, ±5V, 0V~10V, ±10V	JIS removable terminal block	0.25w/2.2w		
AH08DA-5C	8	0/4mA~20mA	JIS removable terminal block	0.25w/3.7w		

Analog I/O Modules (Mixed)


Model	Channels	Signals	Terminal block type	Power consumption (Internal/ External)	Specifications	Certificates
AH06XA-5A	Inputs: 4 Outputs: 2	Input: 0/1V~5V, ±5V, 0V~10V, ±10V 0/4mA~20mA, ±20mA Output: 0/1V~5V, ±5V, 0V~10V, ±10V 0/4mA~20mA	JIS removable terminal block	0.34w/1.4w	<ul style="list-style-type: none"> Hardware resolution: 16-bit Conversion time: 150 μs/channel Input accuracy: same as AH04AD-5A Output accuracy: same as AH04DA-5A Hot-swapping function Isolated signal design Diagnosis function Module status LED indicator Supports interrupt function Supports keep-last-value function when CPU shuts down 	

Ordering Information


Temperature Measurement Modules

Model	Channels	Signals	Resolution	Conversion time	Terminal block type	Power consumption (Internal/ External)	Specifications	Certificates
AH04PT-5A	4	(2/3/4-wire RTD input) Pt100, Pt1000, Ni100, Ni1000, 0Ω~300Ω	0.1°C/0.1°F 0.1% (0Ω~300Ω)	2/4-wire: 150ms/channel 3-wire: 300ms/channel	JIS removable terminal block	2w/-	<ul style="list-style-type: none"> Effective resolution: 16-bit Accuracy: ±0.6% (Full Scale) Supports hot-swapping function Signal isolated design Diagnosis function PID function Module status LED indicator Supports interrupt function Supports disconnection detection function Fully isolated channel design (AH08PTG-5A) 	
AH04TC-5A	4	Thermocouple input J,K,R,S,T,E,N, ±150mV	0.1°C/0.1°F	200ms/channel	JIS removable terminal block	1.5w/-		
AH08TC-5A	8	Thermocouple input J,K,R,S,T,E,N, ±150mV	0.1°C/0.1°F	200ms/channel	JIS removable terminal block	1.5w/-		
AH08PTG-5A	8	(2/3/4-wire TD input) Pt100, Pt1000, Ni100, Ni1000, 0Ω~300Ω	0.1°C/0.1°F 0.1% (0Ω~300Ω)	2/4-wire: 20ms (fast) ~ 100ms (normal)/channel 3-wire: 200ms/channel	EU removable terminal block	0.7w/4w		

Remote I/O Modules


Model	Power consumption (Internal/ External)	Specifications	Certificates	
AHRTU-ETHN-5A	2.2w/-	<ul style="list-style-type: none"> EtherNet/IP remote I/O module Supports I/O connection & explicit message Connections: TCP=48 ; CIP=96 RPI: 1~1,000ms PPS: 10,000 250 words/connection Supports AH digital I/O modules, analog I/O modules, temperature measurement modules 	<ul style="list-style-type: none"> Installed on main backplane Supports 7 extension backplanes Diagnosis function Module status LED indicator 2 Ethernet ports (switch function) Configurable I/O capacity: 234 words IN ; 234 words OUT 	

Network Modules

Model	Power consumption (Internal/ External)	Specifications		Certificates
AH10EN-5A	1.6 w / -	<ul style="list-style-type: none"> Ethernet communication module (Master / Slave) 100 Mbps communication port × 2 (switch function available) Ether Link function Modbus TCP function Automatic data exchange function NTP network time correction function 	<ul style="list-style-type: none"> SNMP / E-mail / IP Filter function EtherNet/IP <ul style="list-style-type: none"> Scanner & Adapter mode Supports I/O connection & explicit message Connections: TCP = 64 ; CIP = 64 RPI: 1 ~ 1,000ms PPS: 6,400 250 words / connection 	<ul style="list-style-type: none"> Supports hot-swapping function Diagnosis function Module status LED indicator 
AH15EN-5A	1.6 w / -	<ul style="list-style-type: none"> Ethernet communication module (Master / Slave) 100 Mbps communication port × 2 (switch function available) Ether Link function Modbus TCP function Automatic data exchange function NTP network time correction function 	<ul style="list-style-type: none"> SNMP / E-mail / IP Filter function 	
AH10SCM-5A	1.2 w / -	<ul style="list-style-type: none"> Serial communication module (Master / Slave) Full isolation design in power & signal circuits Built-in RS-422 / RS-485 with communication port × 2 (multiple modes, 460.8Kbps) Supports PLC Link function 	<ul style="list-style-type: none"> Supports user defined communication format (UD Link) Modbus RTU / ASCII function available 	
AH15SCM-5A	1w / -	<ul style="list-style-type: none"> Serial communication module (Master / Slave) Full isolation design in power & signal circuits Built-in RS-232 with communication port × 2 (multiple modes, 460.8Kbps) Supports PLC Link function 	<ul style="list-style-type: none"> Supports automatic data exchange function Supports BACnet Slave function 	
AH10COPM-5A	1w / -	<ul style="list-style-type: none"> CANopen module (Master / Slave) Max. speed: 1Mbps Connects up to 100 slaves in master mode 		

Ordering Information

Motion Control Modules

Model	Channels / Axes	Terminal block type	Power consumption (Internal)	Accessories (optional)	Specifications	Certificates
AH02HC-5A	2	EU removable terminal block	2.4 w	-	<ul style="list-style-type: none"> High speed counter 	
AH04HC-5A	4	HDC	2.4 w	UC-ET010-13B UB-10-IO16C	<ul style="list-style-type: none"> High speed counter 	
AH05PM-5A	2	EU removable terminal block	2.7 w	-	<ul style="list-style-type: none"> Pulse train motion control module Supports 1MHz output Supports 2-axis linear interpolation, 2-axis arc interpolation 	
AH10PM-5A	6	HDC	2.7 w	UC-ET010-15B UB-10-IO24C	<ul style="list-style-type: none"> Pulse train motion control module Supports 1MHz output (4 axes) 200 kHz output (2 axes) Supports 2~6-axis linear interpolation, 2-axis arc interpolation and 3-axis helical interpolation Built in Ethernet communication port Supports Micro SD card 	
AH15PM-5A	4	HDC	2.7 w	UC-ET010-15B UB-10-IO34C	<ul style="list-style-type: none"> Pulse type motion control module Supports 1MHz output Supports 2~4-axis linear interpolation, 2-axis arc interpolation, 3-axis helical interpolation Built-in Ethernet communication port Supports Micro SD card Supports limit switch (LSP / LSN) input 	
AH08EMC-5A	8	HDC	3.3 w	UC-ET010-13B UB-10-IO22C	<ul style="list-style-type: none"> EtherCAT communication motion control (100 Mbps) Min. synchronization time at 8/16/32 axes is 0.5/1/2 ms Supports 2~6-axis linear interpolation, 2-axis arc interpolation and 3-axis helical interpolation Built in Ethernet communication port Supports Micro SD card Supports EtherNet/IP <ul style="list-style-type: none"> Adapter mode Supports I/O connection & explicit message Connections: TCP = 16 ; CIP = 32 RPI: 2~1,000 ms PPS: 3,200 250 words/connection CPU execution speed: LD instruction @ 0.08 μs 	
AH10EMC-5A	16				<ul style="list-style-type: none"> Program capacity: 256k steps Data register: D=64k words / L=64k words Supports UD / PD / AB / 4 AB input modes Built-in Mini USB programming communication port Hot-swapping function Diagnosis function Module status LED indicator 	
AH20EMC-5A	32				<ul style="list-style-type: none"> Supports installation on CPU slot of motion backplane and working as CPU^(Note) Max. quantity of FB instance is 4096 	


Note: Supports DIO (except interrupt module), AIO, EMC, PM, HC, COPM and SCM modules.

Software

Software	Model	License	Descriptions	Compatible Products
ISPSoft	-	Free	PLC programming software	AH series , DVP series PLCs
COMMGR	-	Free	Communication management software	AH series , DVP series PLCs
PMSoft	-	Free	Motion control programming software	AH series PLCs
DCISoft	-	Free	Ethernet configuration software	AH series Ethernet / serial communication modules, DVP series built-in Ethernet PLCs, DVP series Ethernet / serial communication modules, IFD series Ethernet modules, CMC series Ethernet cards for Delta motor drives
DeviceNet Builder	-	Free	DeviceNet configuration software	DVP series DeviceNet modules, CMC series DeviceNet cards for Delta motor drives
CANopen Builder	-	Free	CANopen configuration software	AH series CANopen modules, DVP series built-in CANopen PLCs, DVP series CANopen modules
Delta OPC	HASP-20-OPC01	Hardware license (USB)	Delta OPC server	AH series PLCs
ECAT Builder	-	Free	EtherCAT configuration software	AH series, DVP series PLCs
EIP Builder	-	Free	EtherNet/IP configuration software	AH series, DVP series PLCs



Ordering Information

Accessories

Products	Descriptions	Models	Specifications	Applicable Modules	Certificates	
Cables	Extension cable for connecting extension backplane	AHACAB06-5A	0.6m	AHBP04M1-5A AHBP06M1-5A AHBP08M1-5A AHBP12M1-5A AHBP06E1-5A AHBP08E1-5A AHBP04MR1-5A AHBP06MR1-5A AHBP08MR1-5A AHBP06ER1-5A AHBP08ER1-5A		
		AHACAB10-5A	1.0m			
		AHACAB15-5A	1.5m			
		AHACAB30-5A	3.0m			
		AHACAB50-5A	5.0m			
		AHACABA0-5A	10.0m			
		AHACABA5-5A	15.0m			
		AHACABB0-5A	20.0m			
		AHACABC0-5A	30.0m			
		AHACABD0-5A	40.0m			
		AHACABE0-5A	50.0m			
		AHACABF0-5A	60.0m			
		AHACABG0-5A	70.0m			
		AHACABH0-5A	80.0m			
		AHACABJ0-5A	90.0m			
	AHACABK0-5A	100.0m				
	I/O extension cable for connecting external terminal modules	UC-ET010-24A	1.0m/MIL	AH32 AM10N-5C AH32 AN02T-5C AH32 AN02P-5C AH64 AM10N-5C AH64 AN02T-5C AH64 AN02P-5C AH32 AN02T-5C AH32 AN02P-5C AH64 AN02T-5C AH64 AN02P-5C		
		UC-ET010-24B	1.0m/MIL (Shielded)			
		UC-ET020-24B	2.0m/MIL (Shielded)			
		UC-ET030-24B	3.0m/MIL (Shielded)			
		UC-ET010-24C	1.0m/MIL			
		UC-ET010-24D	1.0m/MIL (Shielded)			
		UC-ET020-24D	2.0m/MIL (Shielded)			
		UC-ET030-24D	3.0m/MIL (Shielded)			
		UC-ET010-13B	1.0m/HDC			AH04HC-5A AH08EMC-5A AH10EMC-5A AH20EMC-5A
		UC-ET010-15B	1.0m/HDC			AH10PM-5A AH15PM-5A
	CANopen cables	UC-DN01Z-01A ^(Note)	305.0m (Thick/Trunk Cable)	AH10COPM-5A TAP-CN01 TAP-CN02 TAP-CN03		
		UC-DN01Z-02A ^(Note)	305.0m (Thin/Drop Cable)			
	CANopen cables	UC-CMC003-01A	0.3m/RJ45	TAP-CN03		
		UC-CMC005-01A	0.5m/RJ45			
		UC-CMC010-01A	1.0m/RJ45			
		UC-CMC015-01A	1.5m/RJ45			
		UC-CMC020-01A	2.0m/RJ45			
		UC-CMC030-01A	3.0m/RJ45			
		UC-CMC050-01A	5.0m/RJ45			
		UC-CMC100-01A	10.0m/RJ45			
UC-CMC200-01A	20.0m/RJ45					






Note:
 - Ordering unit: meter
 - Not available in Taiwan

Accessories

Products	Descriptions	Models	Specifications	Applicable Modules	Certificates
Cables	EtherCAT cables (ETG approved)	UC-EMC003-02A	0.3m/RJ45	AH08EMC-5A AH10EMC-5A AH20EMC-5A	
		UC-EMC005-02A	0.5m/RJ45		
		UC-EMC010-02A	1.0m/RJ45		
		UC-EMC020-02A	2.0m/RJ45		
		UC-EMC050-02A	5.0m/RJ45		
		UC-EMC100-02A	10.0m/RJ45		
		UC-EMC200-02A	20.0m/RJ45		
	EtherCAT cables	UC-EMC003-02B	0.3m/RJ45		
		UC-EMC005-02B	0.5m/RJ45		
		UC-EMC010-02B	1.0m/RJ45		
		UC-EMC020-02B	2.0m/RJ45		
		UC-EMC030-02B	3.0m/RJ45		
		UC-EMC050-02B	5.0m/RJ45		
		UC-EMC100-02B	10.0m/RJ45		
Fiber optic cables	UC-FB010-01A	1.0m/single-mode/LC connector	AHCPU560-EN2		
	UC-FB030-01A	3.0m/single-mode/LC connector			
	UC-FB010-02A	1.0m/multi-mode/LC connector			
	UC-FB030-02A	3.0m/multi-mode/LC connector			
External terminal modules	For digital input modules	UB-10-ID32A	MIL	AH32 AM10N-5C AH64 AM10N-5C	
	For digital output modules	UB-10-OR16A	16 points relay output (240 V _{AC} /24 V _{DC} , 2A) MIL	AH32 AN02T-5C AH64 AN02T-5C	
		UB-10-OR16B	16 points relay output (240 V _{AC} /24 V _{DC} , 2A) MIL	AH32 AN02P-5C AH64 AN02P-5C	
		-	32 points transistor output (12 ~ 24 V _{DC} , 0.1A) DB37	AH32 AN02T-5A	
		-	32 points transistor output (12 ~ 24 V _{DC} , 0.1A) DB37	AH32 AN02P-5A	
		UB-10-OT32A	Transistor output MIL	AH32 AN02T-5C AH32 AN02P-5C AH64 AN02T-5C AH64 AN02P-5C	
	For motion control modules	UB-10-IO16C	HDC	AH04HC-5A	
		UB-10-IO22C	HDC	AH08EMC-5A AH10EMC-5A AH20EMC-5A	
		UB-10-IO24C	HDC	AH10PM-5A	
		UB-10-IO34C	HDC	AH15PM-5A	
Terminal resistors	CANopen terminal resistors (RJ45)	TAP-TR01			


Ordering Information

Accessories

Products	Descriptions	Models	Specifications	Applicable Modules	Certificates
Distribution box	CANopen distribution Box	TAP-CN01	1 for 2		
		TAP-CN02	1 for 4		
		TAP-CN03	1 for 4 (RJ45)		
Dummy modules	To protect empty slots	AHASP01-5A			
DIN rail	Used on DIN rail for rack installation	AHADINADP1-5A			
Fiber optics modules for backplanes	Used for backplane extension via fiber optics (installs at the backplane's lower extension port)	AHAADP01EF-5A	<ul style="list-style-type: none"> Optical fiber connector: SC Supported optical fiber types: multi-modes, 62.5/125µm or 50/125µm Optical fiber max. length: 2 km 	AHBP04M1-5A AHBP06M1-5A AHBP08M1-5A AHBP12M1-5A AHBP06E1-5A AHBP08E1-5A AHBP04MR1-5A AHBP06MR1-5A AHBP08MR1-5A AHBP06ER1-5A AHBP08ER1-5A	 
	Used for backplane extension via fiber optics (installs at the backplane's upper extension port)	AHAADP02EF-5A		AHBP06E1-5A AHBP08E1-5A AHBP06ER1-5A AHBP08ER1-5A	
FE SFP Fiber Transceiver	Used for redundant CPU	LCP-100MMF LCP-100MMFT	<ul style="list-style-type: none"> Connector: LC Fiber optics: Multi-mode Max. cable length: 2 km Operation temperature: ...MMF: -5 ~ 70 °C ...MMFT: -40 ~ 85 °C 	AHCPU560-EN2	 
		LCP-100SMF30 LCP-100SMF30T	<ul style="list-style-type: none"> Connector: LC Fiber optics: Single-mode Max. cable length: 30 km Operation temperature: ...F30: -5 ~ 70 °C ...F30T: -40 ~ 85 °C 		
		LCP-100SMF60 LCP-100SMF60T	<ul style="list-style-type: none"> Connector: LC Fiber optics: Single-mode Max. cable length: 60 km Operation temperature: ...F60: -5 ~ 70 °C ...F60T: -40 ~ 85 °C 		
Memory card	SD card: 1GB	FMC-SD001G	<ul style="list-style-type: none"> Capacity: 1GB Overwrite: 10,000 times Speed (Read/Write) : Max. 18/15 MB/s Operation temperature: -40 ~ 85 °C 	AHCPU5x1-RS2/EN (AHCPU560-EN2 excluded)	

Specification Information

General Modules

Item	Specifications
Operating Conditions	<ul style="list-style-type: none"> ▪ Temperature: -20 ~ 60 °C ▪ Relative Humidity: 5 ~ 95% (Non-Condensing) ▪ IP Rating: IP20
Storage Conditions	<ul style="list-style-type: none"> ▪ Temperature: -40 ~ 70 °C ▪ Relative Humidity: 5 ~ 95% (Non-Condensing)
Certificates	

Ethernet Connection Information

Model	Modbus (Server)	Modbus (Client)	EtherNet/IP (TCP)	EtherNet/IP (CIP)
AHCPU501/511/521/531-EN AHCPU560-EN2	48/64/96/ 160/160 ^(Note)	16/32/64/ 128/128	16/32/64/ 128/128	32/64/128/ 256/256
AH08/10/20EMC-5A	32	128	16	32
AH10EN-5A	128	64	64	64
AHRTU-ETHN-5A	-	-	48	96

Note: Firmware version is v2.02 and higher.

Global Operations

ASIA (Taiwan)



Taoyuan Technology Center (Green Building)



Taoyuan Plant 1



Tainan Plant (Diamond-rated Green Building)

ASIA (China)

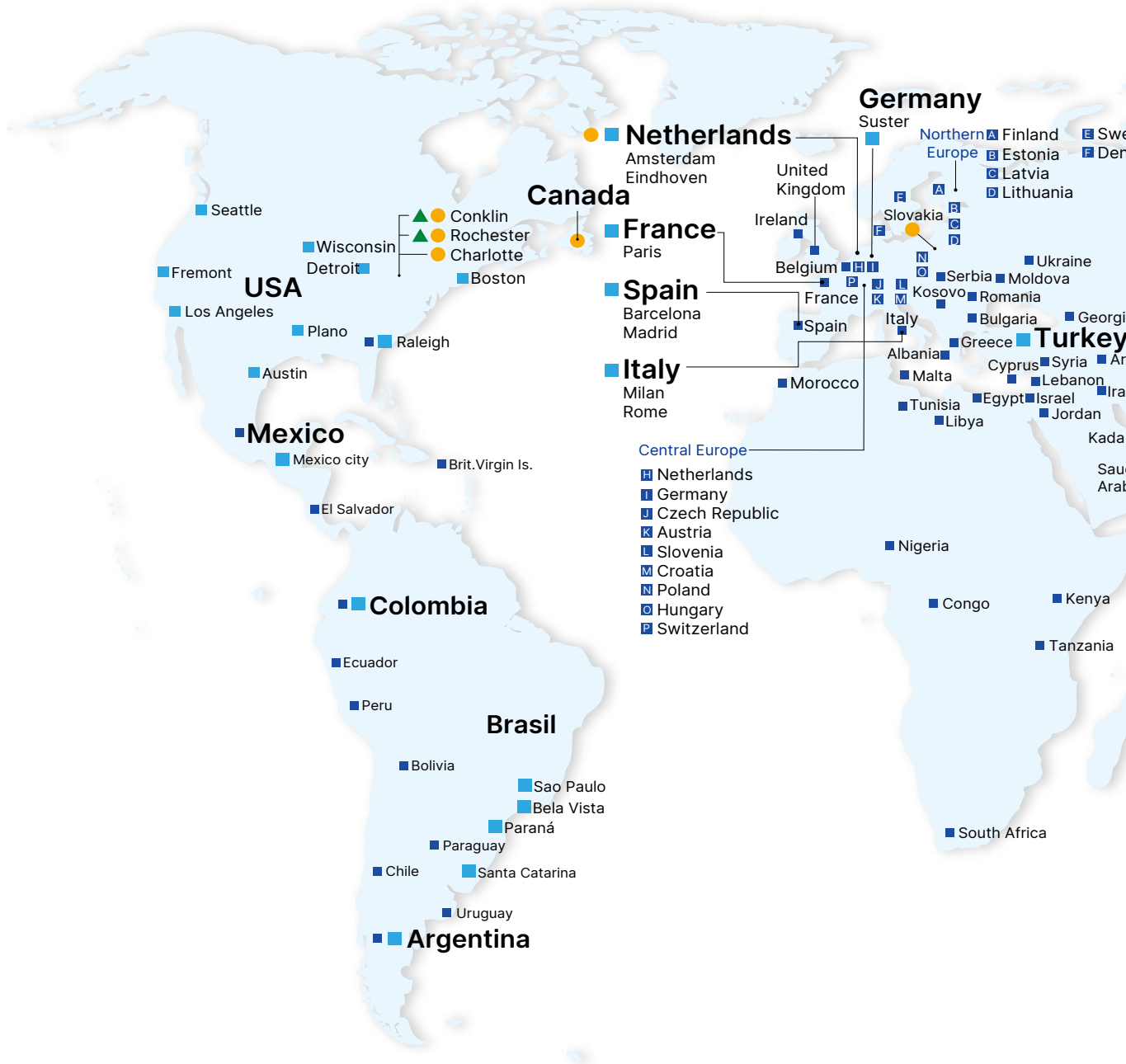


Wujiang Plant 3



Shanghai Office

▲ 10 Factories



ASIA (Japan)



Tokyo Office

ASIA (India)



Rudrapur Plant
(Green Building)

EUROPE



Amsterdam, the Netherlands

AMERICA

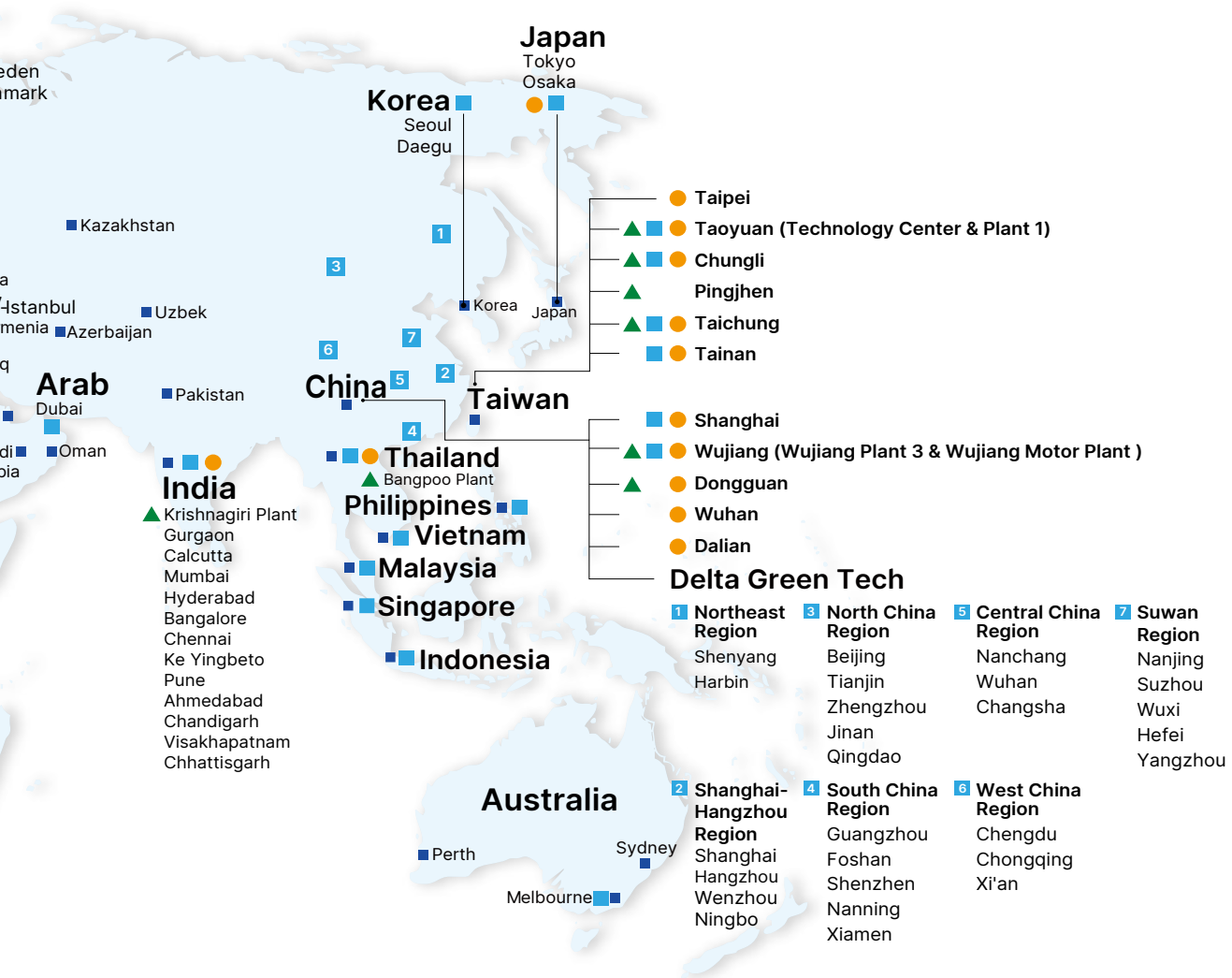


Research Triangle Park, U.S.A.

84 Branch Offices

19 R&D Centers

978 Distributors





Smarter. Greener. Together.

Industrial Automation Headquarters

Taiwan: Delta Electronics, Inc.

Taoyuan Technology Center
No.18, Xinglong Rd., Taoyuan District,
Taoyuan City 33068, Taiwan
TEL: +886-3-362-6301 / FAX: +886-3-371-6301

Asia

China: Delta Electronics (Shanghai) Co., Ltd.

No.182 Minyu Rd., Pudong Shanghai, P.R.C.
Post code : 201209
TEL: +86-21-6872-3988 / FAX: +86-21-6872-3996
Customer Service: 400-820-9595

Japan: Delta Electronics (Japan), Inc.

Industrial Automation Sales Department
2-1-14 Shibadaimon, Minato-ku
Tokyo, Japan 105-0012
TEL: +81-3-5733-1155 / FAX: +81-3-5733-1255

Korea: Delta Electronics (Korea), Inc.

1511, 219, Gasan Digital 1-Ro., Geumcheon-gu,
Seoul, 08501 South Korea
TEL: +82-2-515-5305 / FAX: +82-2-515-5302

Singapore: Delta Energy Systems (Singapore) Pte Ltd.

4 Kaki Bukit Avenue 1, #05-04, Singapore 417939
TEL: +65-6747-5155 / FAX: +65-6744-9228

India: Delta Electronics (India) Pvt. Ltd.

Plot No.43, Sector 35, HSIIDC Gurgaon,
PIN 122001, Haryana, India
TEL: +91-124-4874900 / FAX: +91-124-4874945

Thailand: Delta Electronics (Thailand) PCL.

909 Soi 9, Moo 4, Bangpoo Industrial Estate (E.P.Z),
Pattana 1 Rd., T.Phraksa, A.Muang,
Samutprakarn 10280, Thailand
TEL: +66-2709-2800 / FAX: +66-2709-2827

Australia: Delta Electronics (Australia) Pty Ltd.

Unit 2, Building A, 18-24 Ricketts Road,
Mount Waverley, Victoria 3149 Australia
Mail: IA.au@deltaww.com
TEL: +61-1300-335-823 / +61-3-9543-3720

Americas

USA: Delta Electronics (Americas) Ltd.

5101 Davis Drive, Research Triangle Park, NC 27709, U.S.A.
TEL: +1-919-767-3813

Brazil: Delta Electronics Brazil Ltd.

Estrada Velha Rio-São Paulo, 5300 Eugênio de
Melo - São José dos Campos CEP: 12247-004 - SP - Brazil
TEL: +55-12-3932-2300 / FAX: +55-12-3932-237

Mexico: Delta Electronics International Mexico S.A. de C.V.

Gustavo Baz No. 309 Edificio E PB 103
Colonia La Loma, CP 54060
Tlalnepantla, Estado de México
TEL: +52-55-3603-9200

EMEA

EMEA Headquarters: Delta Electronics (Netherlands) B.V.

Sales: Sales.IA.EMEA@deltaww.com
Marketing: Marketing.IA.EMEA@deltaww.com
Technical Support: iatechnicalsupport@deltaww.com
Customer Support: Customer-Support@deltaww.com
Service: Service.IA.emea@deltaww.com
TEL: +31(0)40 800 3900

BENELUX: Delta Electronics (Netherlands) B.V.

Automotive Campus 260, 5708 JZ Helmond, The Netherlands
Mail: Sales.IA.Benelux@deltaww.com
TEL: +31(0)40 800 3900

DACH: Delta Electronics (Netherlands) B.V.

Coesterweg 45, D-59494 Soest, Germany
Mail: Sales.IA.DACH@deltaww.com
TEL: +49 2921 987 238

France: Delta Electronics (France) S.A.

ZI du bois Challand 2, 15 rue des Pyrénées,
Lisses, 91090 Evry Cedex, France
Mail: Sales.IA.FR@deltaww.com
TEL: +33(0)1 69 77 82 60

Iberia: Delta Electronics Solutions (Spain) S.L.U

Ctra. De Villaverde a Vallecas, 265 1º Dcha Ed.
Hormigueras – P.I. de Vallecas 28031 Madrid
TEL: +34(0)91 223 74 20
Carrer Llacuna 166, 08018 Barcelona, Spain
Mail: Sales.IA.Iberia@deltaww.com

Italy: Delta Electronics (Italy) S.r.l.

Via Meda 2-22060 Novedrate(CO)
Piazza Grazioli 18 00186 Roma Italy
Mail: Sales.IA.Italy@deltaww.com
TEL: +39 039 8900365

Turkey: Delta Greentech Elektronik San. Ltd. Sti. (Turkey)

Şerifali Mah. Hendem Cad. Kule Sok. No:16-A
34775 Ümraniye – İstanbul
Mail: Sales.IA.Turkey@deltaww.com
TEL: + 90 216 499 9910

MEA: Eltek Dubai (Eltek MEA DMCC)

OFFICE 2504, 25th Floor, Saba Tower 1,
Jumeirah Lakes Towers, Dubai, UAE
Mail: Sales.IA.MEA@deltaww.com
TEL: +971(0)4 2690148