

MKS MC700/720 Motion Controller

HMI Factory Setting:

Baud rate: 9600, 7, Even, 1

Controller Station Number: 11 ([Note1](#))

Control Area / Status Area: None / None

Connection

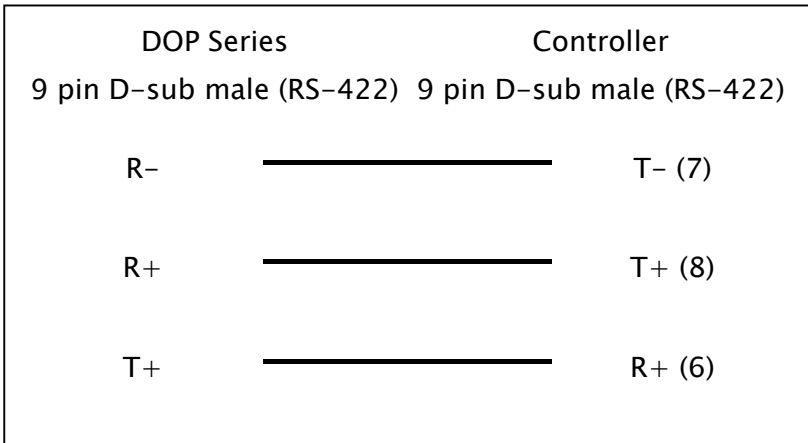
a. RS-232 (DOP-A/AE/AS, DOP-B Series) ([Note2](#))

DOP Series		Controller
9 pin D-sub male (RS-232)		
RXD (2)	—————	TXD(3)
TXD (3)	—————	RXD(2)

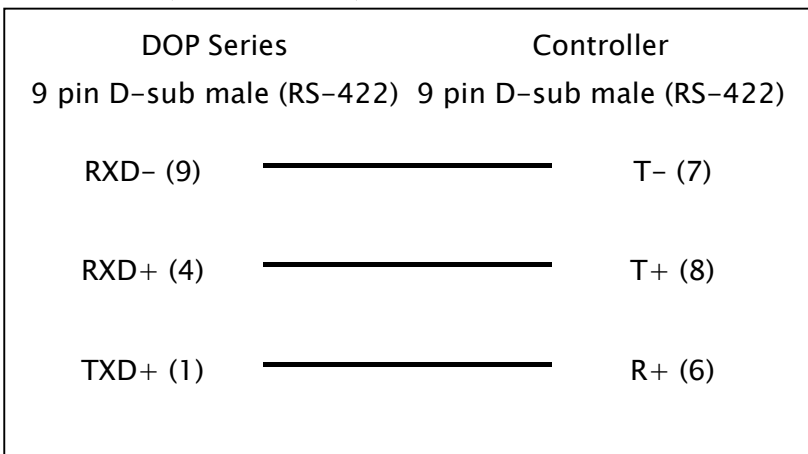
b. RS-422 (DOP-A/AE Series)

DOP Series		Controller
9 pin D-sub male (RS-422) 9 pin D-sub male (RS-422)		
RXD- (1)	—————	T- (7)
RXD+ (2)	—————	T+ (8)
TXD+ (3)	—————	R+ (6)

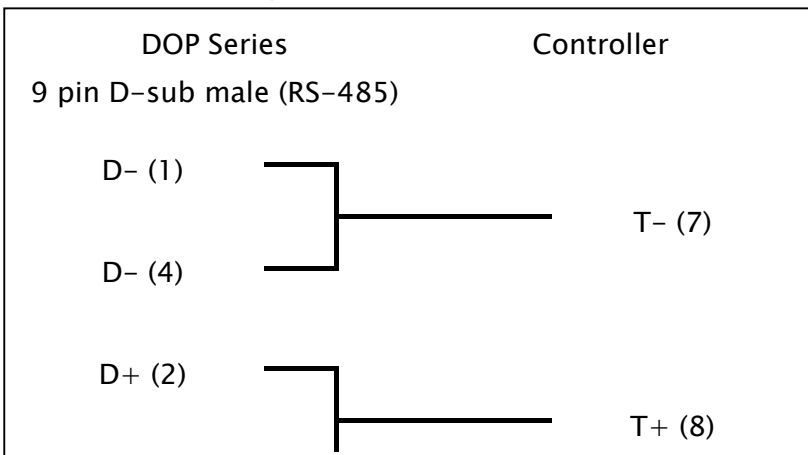
c. RS-422 (DOP-AS35/AS38/AS57 Series)



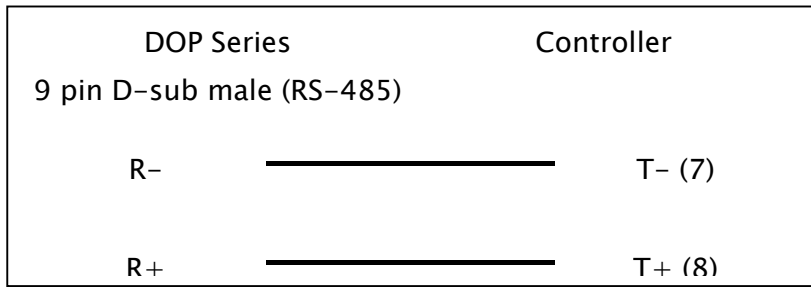
d. RS-422 (DOP-B Series)



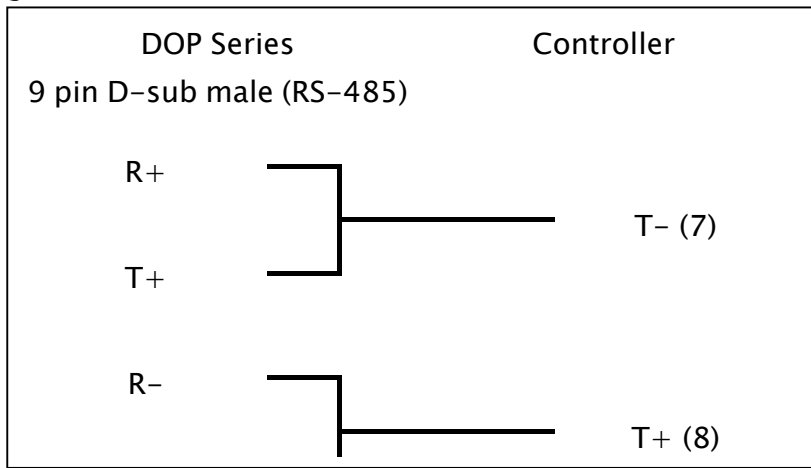
e. RS-485 (DOP-A/AE Series)



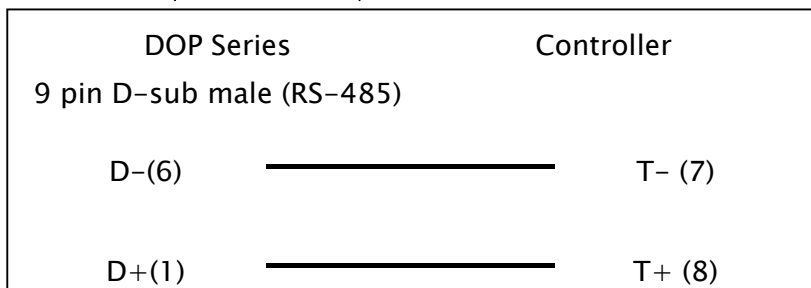
f. RS-485 (DOP-AS57 Series)



g. RS-485 (DOP-AS35/AS38 Series)



h. RS-485 (DOP-B Series)



Definition of PLC Read/Write Address

a. Registers

Type	Format	Read/Write Range	Data Length	Note
	Word No.(n)			
General Parameters	GPn	GP0 - GP31	Double Word	
Parameter Block for Slave 1	PB1_n	PB1_0 - PB1_31	Double Word	
Parameter Block for Slave 2	PB2_n	PB2_0 - PB2_31	Double Word	
Parameter Block for Slave 3	PB3_n	PB3_0 - PB3_31	Double Word	
Parameter Block for Slave 4	PB4_n	PB4_0 - PB4_31	Double Word	

Type	Format	Read/Write Range	Data Length	Note
	Word No.(n)			
Process Data	PRODn	PROD0 – PROD31	Double Word	
Communication Settings	CSETn	CSET0 – CSET31	Double Word	
Setup Settings	STUPn	STUP0 – STUP31	Double Word	
Status of Commands and Outputs	S_CON	S_CO0 – S_CO4	Double Word	

b. Contacts

Type	Format	Read/Write Range	Note
	Word No.(n) Bit No.(b)		
Commands	CMDb	CMD0 – CMD31	
Outputs	OUTb	OUT0 – OUT31	
Status of Commands and Outputs	S_CON.b	S_CO0.0 – S_CO4.31	

 **NOTE**

- 1) The valid station number is in the range of 11 to 99. The station number 20, 30, 40, 50, 60, 70, 80, 90 are broadcast station number.
 - 00 for all broadcast
 - 10 for broadcast range from 11 to 19
 - 20 for broadcast range from 21 to 29
 - ... and so on

The broadcast function is not yet available, therefore do not use broadcast station number.
- 2) Please be aware RS-232 can only be connected to pin2, pin3 and pin5. Pin 9 is for +5V. DO NOT use pin 9 or serious damage may occur.