

LED Panel Lighting

Albedo Eco Back-Lit (BL)

Multi-lumen & power adjustable

- Slim and lightweight panel for easy installation and maintenance
- UGR19 with micro prismatic diffuser
- System efficiency up to 120 lm/W
- Adjustable power switch
- Best flicker free lighting
- Simple Plug & Play connector
- 5 years warranty

Applications



Offices












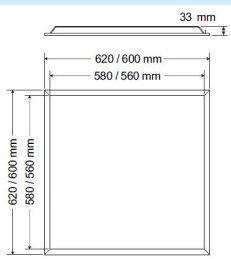
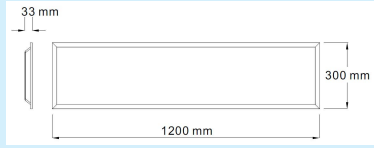
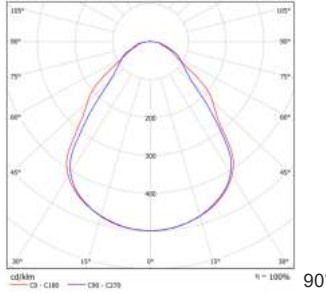
Commercial



Retail



Healthcare

	LSHD05PACS6340-ML	LSHD05PACSG340-ML	LSHD05PACSR343	
Lumen Output (lm)	2 880 / 33600 / 3840 / 4200		2 880 / 3360 / 3840 / 4200 @ 4000K 2 650 / 3100 / 3550 / 3900 @ 3000K	
Power (W)	24 / 28 / 32 / 35 (switchable)		24 / 28 / 32 / 35 (switchable)	
Efficacy (lm/W)	up to 120			
CRI	>80			
CCT	4000K		3000K / 4000K	
Operating Temperature	- 20° to +40°C			
Lifetime	L80B10>50 000h at Ta=25°C			
Input Voltage	220-240 V			
UGR	<19			
Ingress Protection	IP20 (back side) / IP40 (room side)			
Impact Resistance	IK02			
Power Factor	>0.9			
Electrical Safety Class	Class II			
Photo-biological Safety	RG0			
Color Tolerance (MacAdam)	< 4 SDCM			
Weight (kg)	2	2.1	2.2	
Product Dimension (mm)	595 x 595 x 33	620 x 620 x 33	295 x 1195 x 33	
Control Interface	ON/OFF - DALI 2 (optional)			
Accessories & options	 Safety cable (included)  Suspension kit LSHD05PAC0022  Surface mounting frame 600*655*67 mm LSHD05PAC0021  Surface mounting frame 624*680*67 mm LSHD05PAC0027  Surface mounting frame 1200*335*67 mm LSHD05PAC0023  Emergency kit LSHD05PAC0024  Recessed mounting frame 625*625*40 mm LSHD05PAC0028  Recessed mounting frame 650*650*40 mm LSHD05PAC0029  Recessed mounting frame 1225*327*40 mm LSHD05PAC0030			
Dimensions	 			
Photometry				
Remark	More technical information : Glow Wire Test at 650°C / 1kV Surge Protection / Flickering <3% at 100Hz / THD<20%			

Delta Electronics (Netherlands) B.V.

Zandsteen 15, 2132 MZ Hoofddorp, The Netherlands

E: sleu@deltaww.com

T: +31-20-655-0900