

Industrial LED Light Stratus

- Multi-lumen with power adjustable
- High efficiency up to 160 lm/W
- Repairable with easy maintenance
- Through-wiring for linking luminaires
- Tool-free and fast installation
- PIR & Microwave sensor available
- 5 years warranty

Applications



Commercial



Industrial



Transport



Warehouse

www.deltaww-emea.com/ledlighting



	LSHD04STR4240	LSHD04STR5440
Lumen Output (lm)	3520 / 4800	4480 / 6400
Power (W)	22/30	28/40
Efficacy (lm/W)	160	
CRI (Ra)	> 80	
CCT (K)	4000K (Other CCT Available: 3000K, 5000K, 6500K)	
Operating Temp (°C)	-20°C to +40°C	
Lifetime	100,000 Hrs L80/B10	
Input Voltage (V)	AC220/240V 50/60Hz	
Beam Angle	150°	
Ingress Protection	IP65	
Impact Resistance	IK08	
Power Factor	> 0.9	
Electrical Safety Class	Class I	
Compliance	CE / RoHS	
Color Tolerance (MacAdam)	3 SDCM	
Weight (kg)	0.68	0.8
Product Length (mm)	1200	1500
Maximum luminaires in one loop	34 / 26	25 / 18


Control Interface

ON-OFF


Accessories



STRATUS DRIVER
LSHD04STR0015/16



STRATUS 1200 4000K PCB
LSHD04STR0010




STRATUS 1500 4000K PCB
LSHD04STR0011



STRATUS MOTION SENSOR
LSHD04STR0012



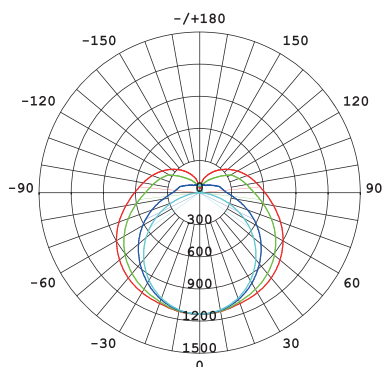
STRATUS PIR SENSOR
LSHD04STR0013



STRATUS REMOTE CONTROL
LSHD04STR0014

Photometry

Dimensions (mm)



Remarks

Photo-biological Safety (RG0).
All values are given for Ta = 25°C and 4000K CCT with luminous flux & power output tolerance of +-5%.

Specifications are subject to change without notice.

Delta Electronics Netherlands B.V.

Zandsteen 15
2132 MZ Hoofddorp, The Netherlands
TEL: +31-20-655-0900
FAX: +31-20-655-0999

For more product information and sales inquiries, please contact
sleu@deltaww.com

www.delta-emea.com/ledlighting