



## Linear LED Lighting

# Ambis Radiant

High efficiency with elegant design

- Best flicker free light quality
- High luminous efficacy of 160 lm/W
- Unique photometry with long lifetime
- Convenient installation with easy-click fixation and press-fit electrical block
- Excellent uniformity & comfortable wide beam light distribution thanks to a unique design
- Through-wiring for linking luminaires (up to 53 luminaire per circuit)
- 5 (+5) years warranty (project specific)

### Applications



Industrial



Warehouse



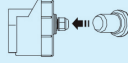


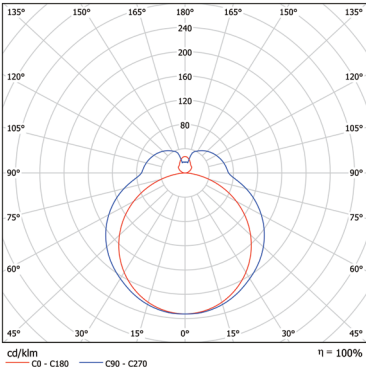

Cold Storage



Work Area

[www.deltaww-emea.com/ledlighting](http://www.deltaww-emea.com/ledlighting)



	PG425ILG3N	PG538ILG3N	PG548ILG3N	PG558ILG3N	PG570ILG3N
Lumen Output (lm)	4 000	6 080	7 680	9 280	11 200
Power (W)	25	38	48	58	70
Efficacy (lm/W)	160				
CRI	>80				
CCT	4000K (3000K/5000K/5700K Available)				
Operating Temperature	- 30 to +50°C				
Lifetime	L80B10>100 000h, L90B10>50 000h at Ta=25°C				
Input Voltage	220-240 V				
Beam Angle	H: 110° V: 150°				
UGR	H<22 V<25				
Ingress Protection	IP66				
Impact Resistance	IK10				
Power Factor	>0.9				
Electrical Safety Class	Class II				
Compliance	IEC 61000-3-2 Class C Harmonic (1-40)/ THD (Total Harmonic Distortion<20%)/ CE/ RoHs				
Color Tolerance (MacAdam)	4 SDCM				
Weight (kg)	1	1.4	1.4	1.6	1.6
Product Dimension (mm)	1 200	1 600			
Max luminaires in one loop	53	35	28	23	20
Accessories & options	 Sealing plug 1 pc per luminaire (for sealing the cable at the end luminaire in installation circuit)		 MA -030STD Mounting clips 2 pcs per luminaire		 MA -030NTV Optional: anti-vandalism SS316L mounting Clips (set of 2 pcs)
Photometry	 <p>Horizontal:110° Vertical:150°</p>				
Dimensions					
Remark	The given lumen output and efficacy values are given for CCT 4000K More technical information : Glow Wire Test at 850°C/ 4kV High-Pot Voltage Insulation/ 1kV Surge Protection				

**Delta Electronics (Netherlands) B.V.**

Zandsteen 15, 2132 MZ Hoofddorp, The Netherlands

E: sleu@deltaww.com

T: +31-20-655-0900