

# 台達電子2021年第二季財報法人說明會

## 線上Q&A說明

- 會議將於 [7/30 15:00](#) 準時開始
- 與會者可於線上進行提問
- 提問前請先輸入您所屬的代表機構及姓名
- 如無法線上提問，請聯絡技術團隊 (02)8797-2088 # 5074

## Delta Electronics, Inc.

## Q2 2021 Results Analyst Meeting

### Instructions of online Q&A

- [The meeting will start at 15:00, July 30](#)
- Participants may raise your questions via textbox  
Please identify your name and company before asking questions
- Please contact our IT team should you encounter any technical issues: (02)8797-2088 # 5074



# Delta Electronics, Inc. Q2 2021 Results

台達電子2021年第二季財報法人說明會

30 July 2021



- **The financial numbers hereby are based on International Financial Reporting Standards (IFRS)**

本簡報財務數字係根據國際財務報導準則編製

- **Cumulative consolidated numbers were reviewed by CPA**

合併數字經會計師查閱簽證



# Q2 2021 Financial Results

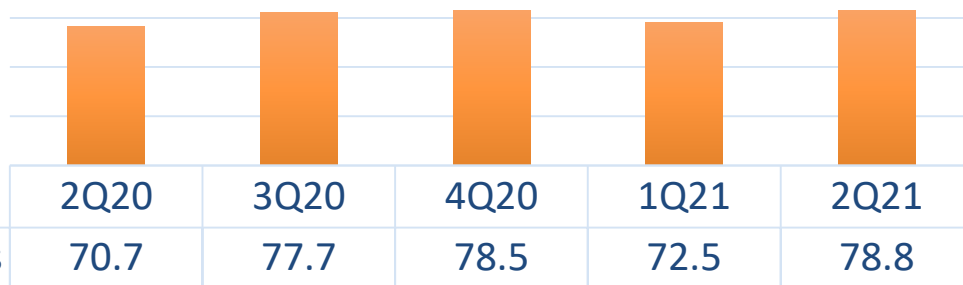
2021年第二季結算數字

# Sales Revenues & Gross Profits

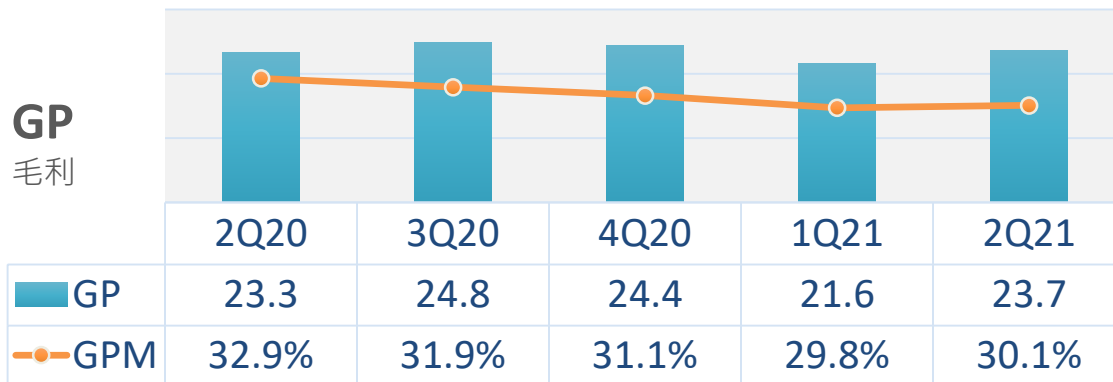
合併營收及毛利

NT\$ billion  
新台幣十億元

**Sales**  
營收



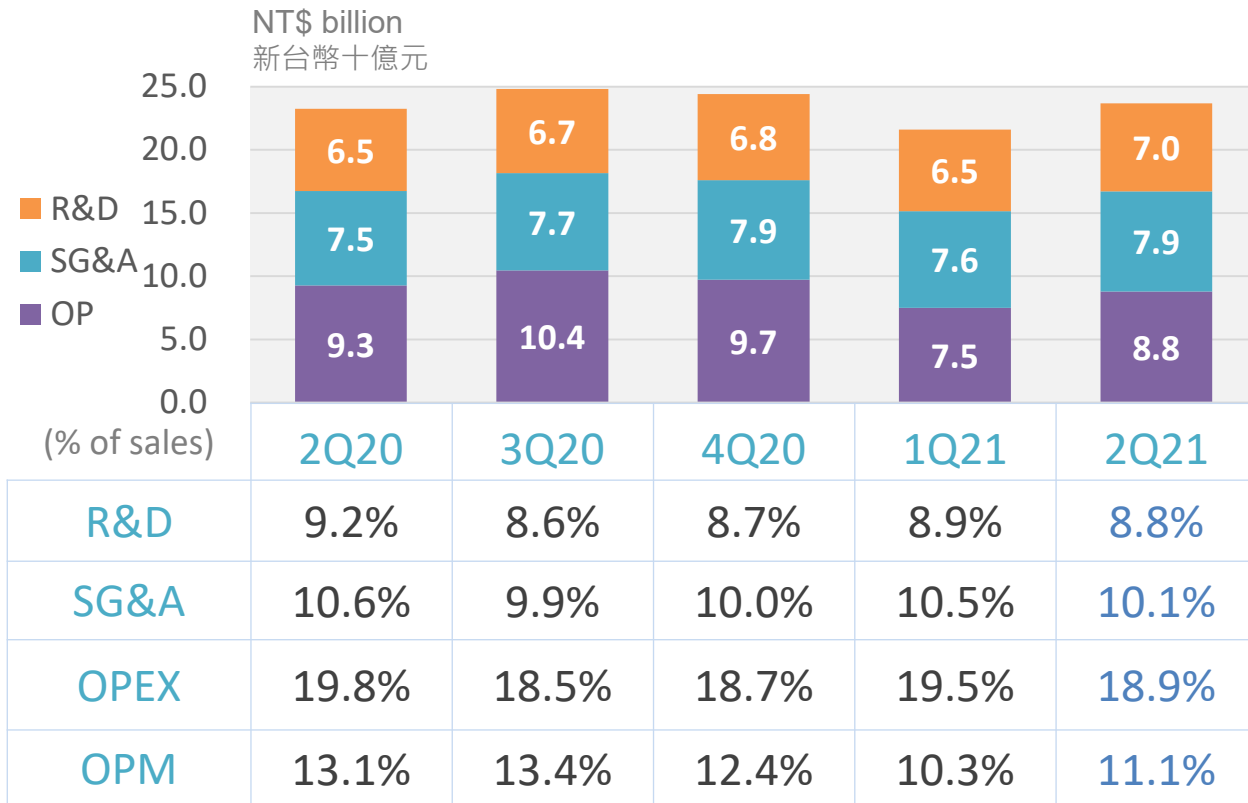
**GP**  
毛利



	y/y 年對年	q/q 季對季
Sales 營收	+11%	+9%
GP 毛利	+2%	+10%

# Operating Profits & Expenses

營業淨利及費用

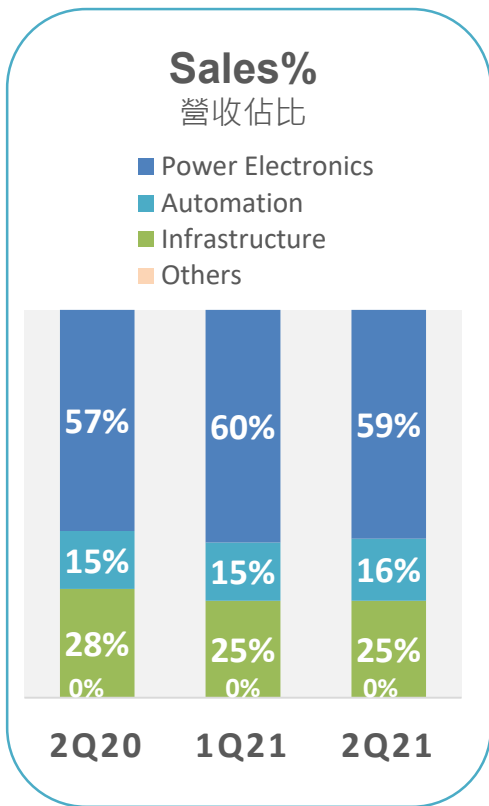


	y/y 年對年	q/q 季對季
<b>R&amp;D</b> 研發費用	+7%	+8%
<b>SG&amp;A</b> 銷管費用	+6%	+4%
<b>OPEX</b> 總營業費用	+7%	+6%
<b>OP</b> 營業淨利	-5%	+17%

# Performance by Segment

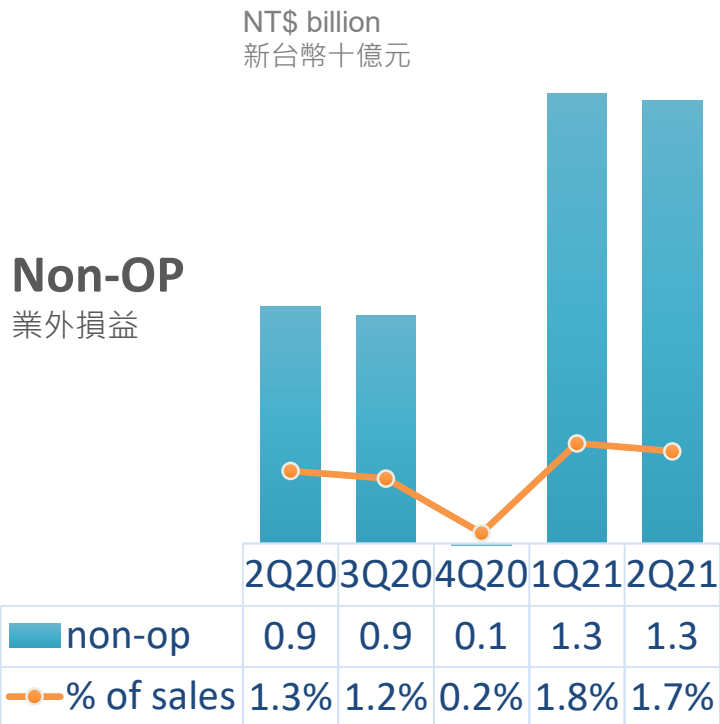
主要部門表現

NT\$ million 新台幣百萬元	Sales		Profits			
	y/y 年對年	q/q 季對季	y/y 年對年	q/q 季對季		
Power Electronics 電源及零組件	46,833	+17%	+8%	5,457	-10%	+8%
Automation 自動化	12,315	+17%	+16%	1,751	+35%	+38%
Infrastructure 基礎設施	19,551	-2%	+7%	1,573	-17%	+34%



# Non-operating Profits

業外損益



NT\$ million 新台幣百萬元	2Q20	1Q21	2Q21
Gain on disposal of investment 處分投資損益	8	0	90
Interest income 利息收益	48	48	41
FX income 匯兌損益	40	307	316
Others 其他	833	958	854
<b>Total</b> 合計	<b>929</b>	<b>1,313</b>	<b>1,301</b>



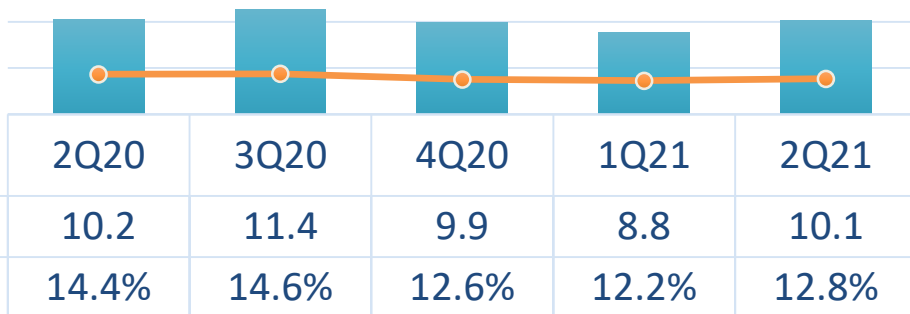
# Profits before Tax v.s EBITDA

稅前淨利及息稅折舊及攤銷前利潤

## Profits before tax

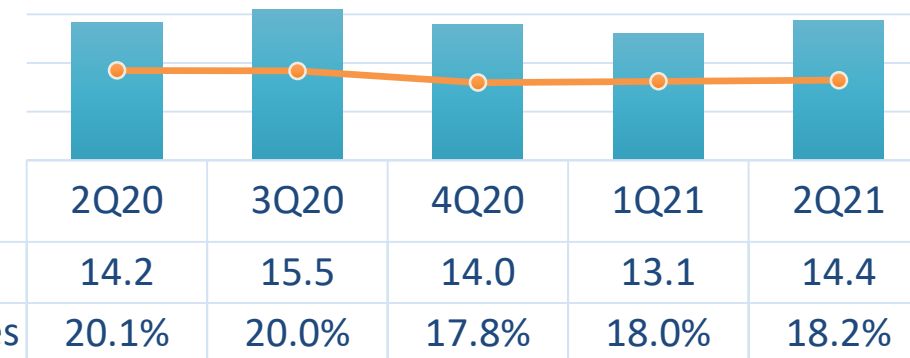
稅前淨利

NT\$ billion  
新台幣十億元



## EBITDA

息稅折舊及攤銷前利潤



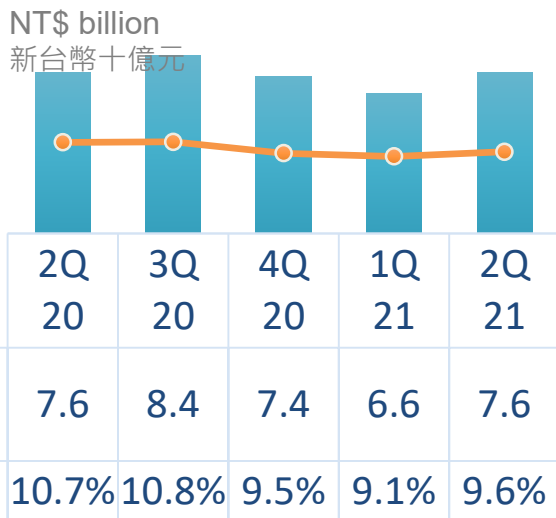
	y/y 年對年	q/q 季對季
Profits before tax 稅前淨利	-1%	+14%
EBITDA 息稅折舊及攤銷前利潤	+1%	+10%

# Net Profits after Tax

稅後淨利

## Net profits after tax

稅後淨利



Net profits after tax	7.6	8.4	7.4	6.6	7.6
% of sales	10.7%	10.8%	9.5%	9.1%	9.6%

	y/y	q/q
Net profits after tax	+0%	+15%

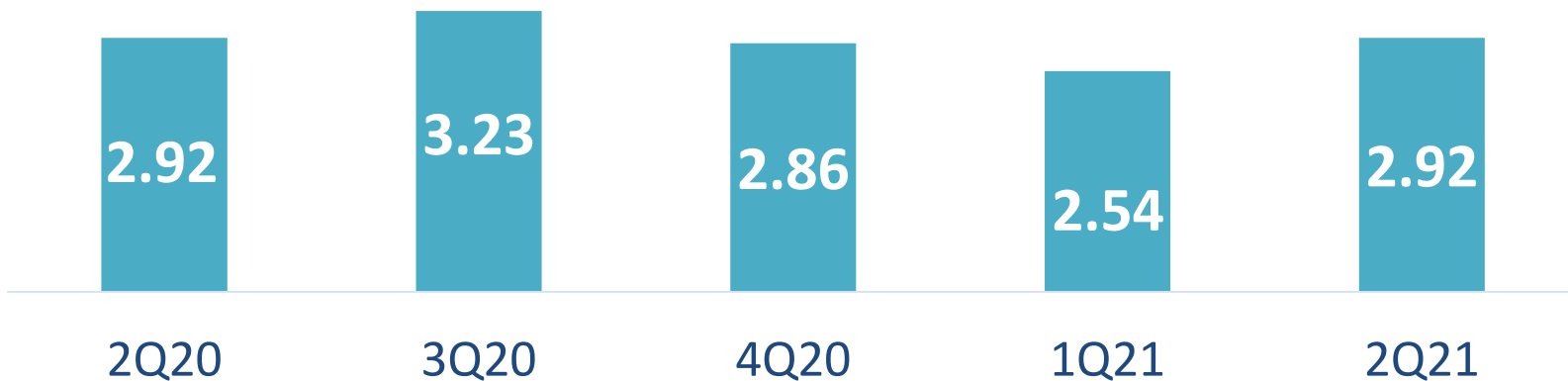
NT\$ million 新台幣百萬元	2Q20	1Q21	2Q21
Profit before income tax 稅前淨利	10,194	8,814	10,081
Income tax 所得稅	(2,073)	(1,771)	(2,017)
Non-controlling interest 非控制權益	(524)	(463)	(474)
<b>Net profit after tax 稅後淨利</b>	<b>7,597</b>	<b>6,580</b>	<b>7,590</b>



# EPS

每股淨利

Unit: NT\$  
新台幣元



\*EPS based on shares outstanding of 2,598 million.

每股盈餘之設算基於在外流通股數25.98億股。



# 1H 2021 Financial Results

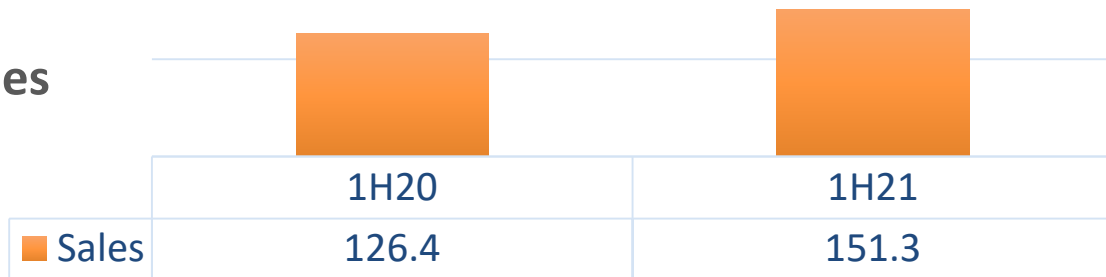
2021年上半年結算數字

# Sales Revenues & Gross Profits

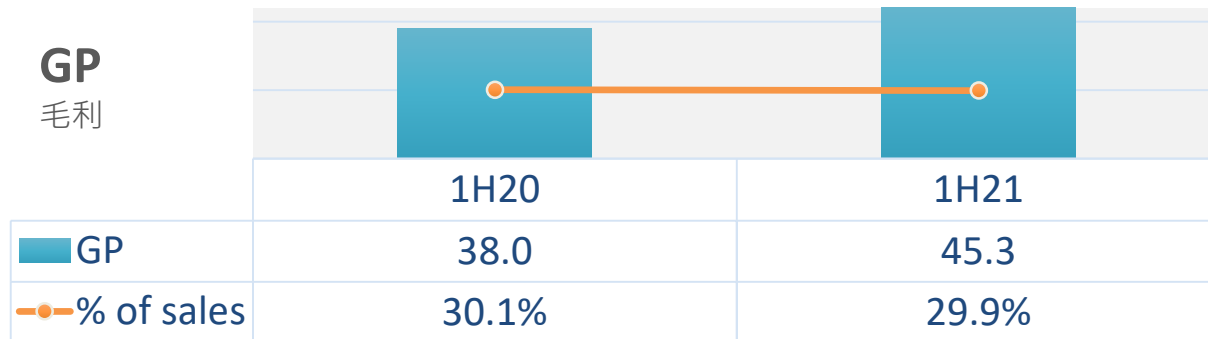
合併營收及毛利

NT\$ billion  
新台幣十億元

**Sales**  
營收



**GP**  
毛利



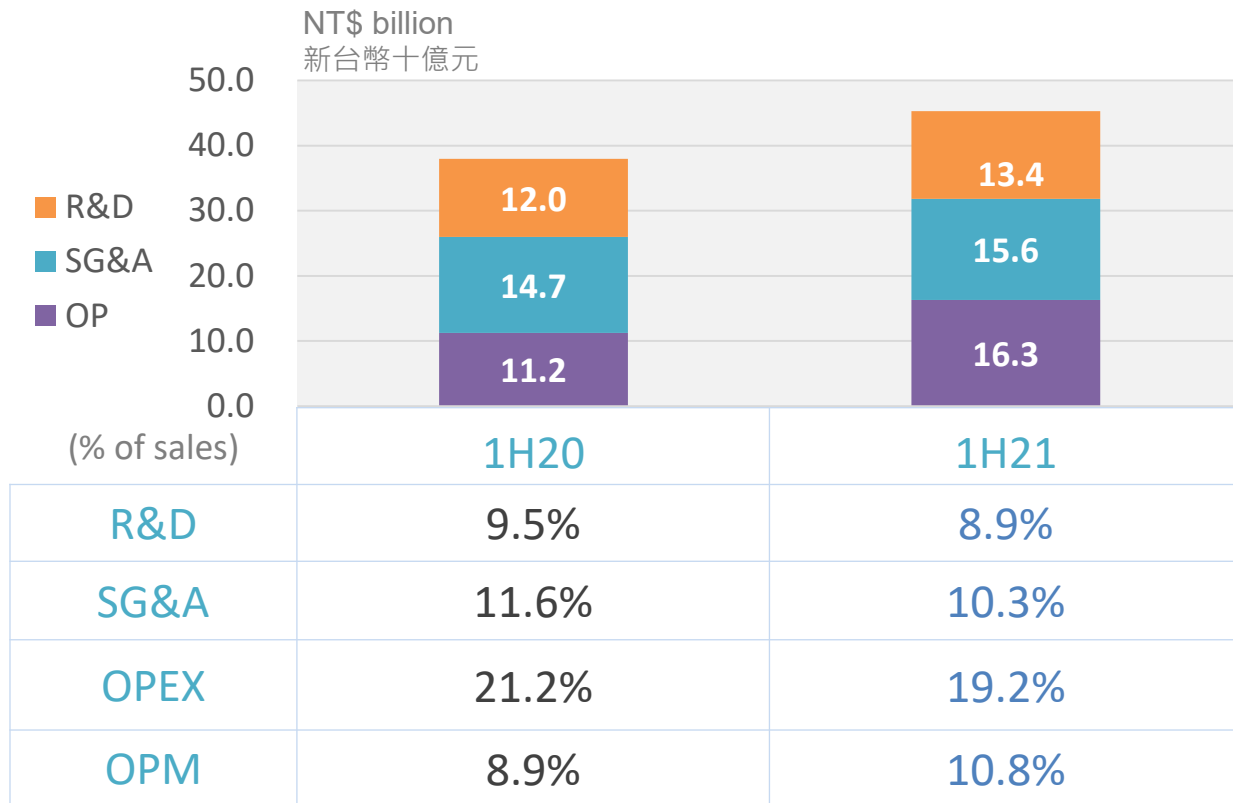
y/y  
年對年

Sales  
營收 +20%

GP  
毛利 +19%

# Operating Profits & Expenses

營業淨利及費用

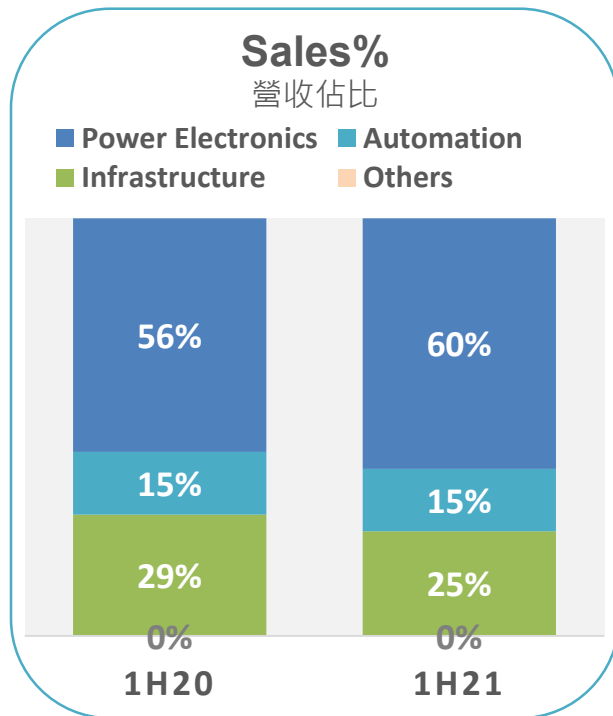


	y/y 年對年
R&D 研發費用	+12%
SG&A 銷管費用	+6%
OPEX 總營業費用	+8%
OP 營業淨利	+45%

# Performance by Segment

主要部門表現

NT\$ million 新台幣百萬元	Sales		Profits	
	1H21	y/y 年對年	1H21	y/y 年對年
Power Electronics 電源及零組件	90,360	+28%	10,518	+36%
Automation 自動化	22,933	+21%	3,021	+85%
Infrastructure 基礎設施	37,816	+3%	2,742	+47%



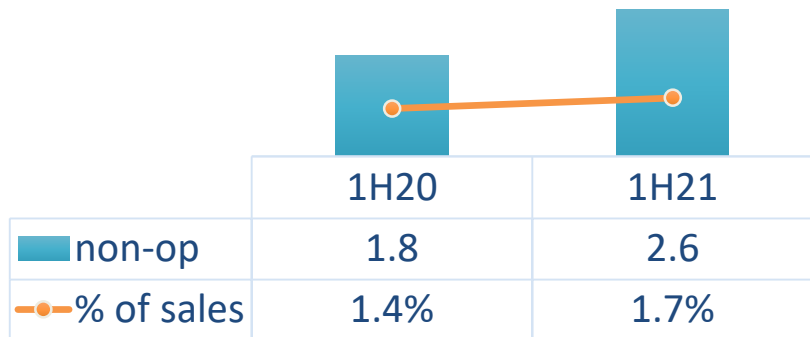
# Non-operating Profits

業外損益

NT\$ billion  
新台幣十億元

## Non-OP

業外損益



NT\$ million 新台幣百萬元	1H20	1H21
Investment income 投資損益	(77)	90
Interest income 利息收益	98	89
FX income 匯兌損益	416	623
Others 其他	1,349	1,812
<b>Total</b> 合計	<b>1,786</b>	<b>2,614</b>



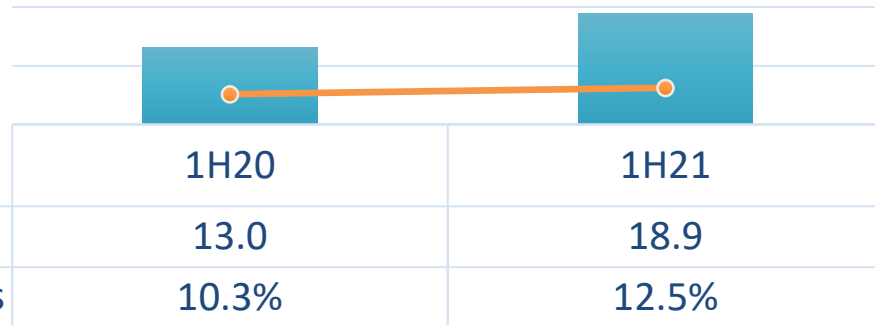
# Profits before Tax v.s EBITDA

稅前淨利及息稅折舊及攤銷前利潤

## Profits before tax

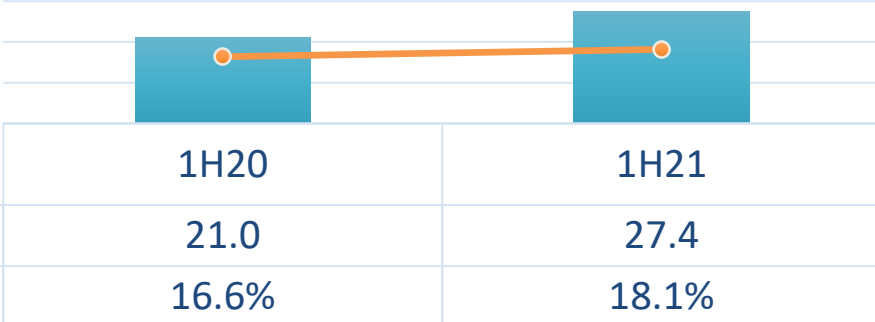
稅前淨利

NT\$ billion  
新台幣十億元



## EBITDA

息稅折舊及攤銷前利潤



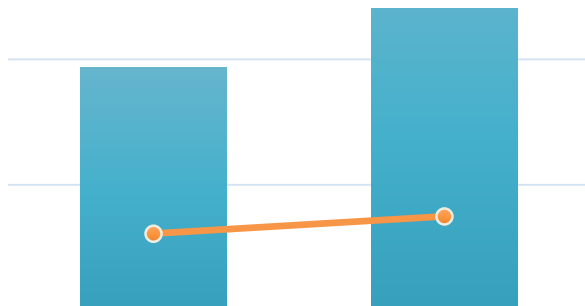
	y/y 年對年
Profits before tax 稅前淨利	+45%
EBITDA 息稅折舊及攤銷前利潤	+30%

# Net Profits after Tax

稅後淨利

NT\$ billion  
新台幣十億元

Net  
profits  
after tax  
稅後淨利



	1H20	1H21
Net profits after tax	9.7	14.2
% of sales	7.6%	9.4%

1H20	y/y
Net profits after tax	+47%

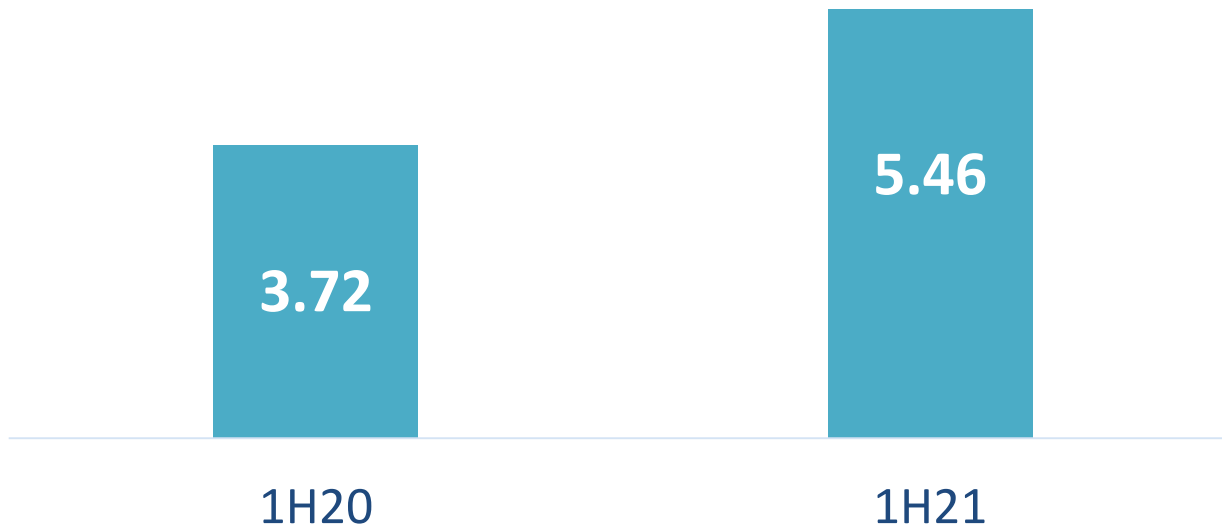
NT\$ million  
新台幣百萬元

1H20

1H21

Profit before income tax 稅前淨利	13,031	18,895
Income tax 所得稅	(2,681)	(3,788)
Non-controlling interest 非控制權益	(685)	(937)
<b>Net profit after tax 稅後淨利</b>	<b>9,665</b>	<b>14,170</b>

Unit: NT\$  
新台幣元



\*EPS based on shares outstanding of 2,598 million  
每股盈餘之設算基於在外流通股數25.98億股。



電源及零組件  
Power Electronics

- **Power supplies**  
電源供應器
- **Fans & thermal**  
風扇及散熱管理
- **Passive components**  
被動元件
- **On-board EV solutions**  
汽車電子



自動化  
Automation

- **Industrial automation**  
工業自動化
- **Building automation**  
樓宇自動化



基礎設施  
Infrastructure

- **ICT infrastructure**  
資通訊基礎設施
  - ✓ **Telecom power**  
通信電源
  - ✓ **Datacenter solutions**  
資料中心解決方案
  - ✓ **Networking**  
網通系統
- **EIS infrastructure**  
能源基礎設施
  - ✓ **Off-board EV charger**  
電動車充電設備
  - ✓ **Renewable energy & Energy Storage System**  
可再生能源及儲能設備
  - ✓ **Display**  
視訊系統

# Smarter. Greener. Together.

To learn more about Delta, please visit [www.deltaww.com](http://www.deltaww.com)

