

Delta Electronics, Inc. Q3 2019 Results

台達電子2019年第三季財報法人說明會

31 Oct 2019



- **The financial numbers hereby are based on International Financial Reporting Standards (IFRS)**

本簡報財務數字係根據國際財務報導準則編製

- **Cumulative consolidated numbers were reviewed by CPA**

合併數字經會計師核閱簽證



3Q 2019 Financial Results

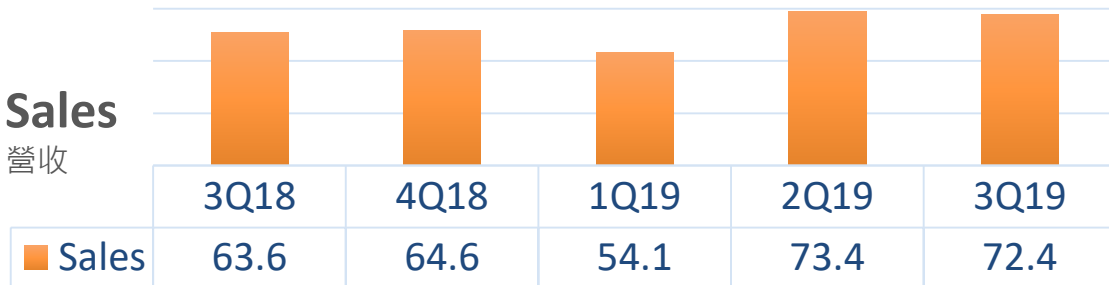
2019年第三季結算數字

Sales Revenues & Gross Profits

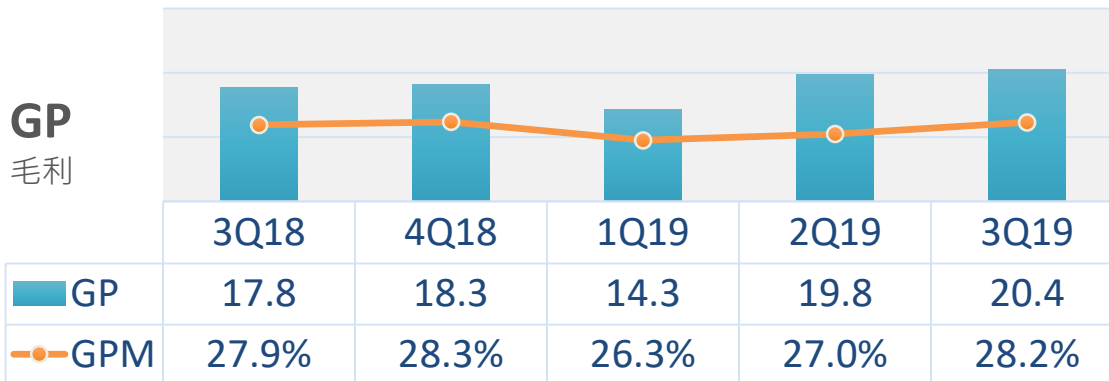
合併營收及毛利

NT\$ billion
新台幣十億元

Sales
營收



GP
毛利

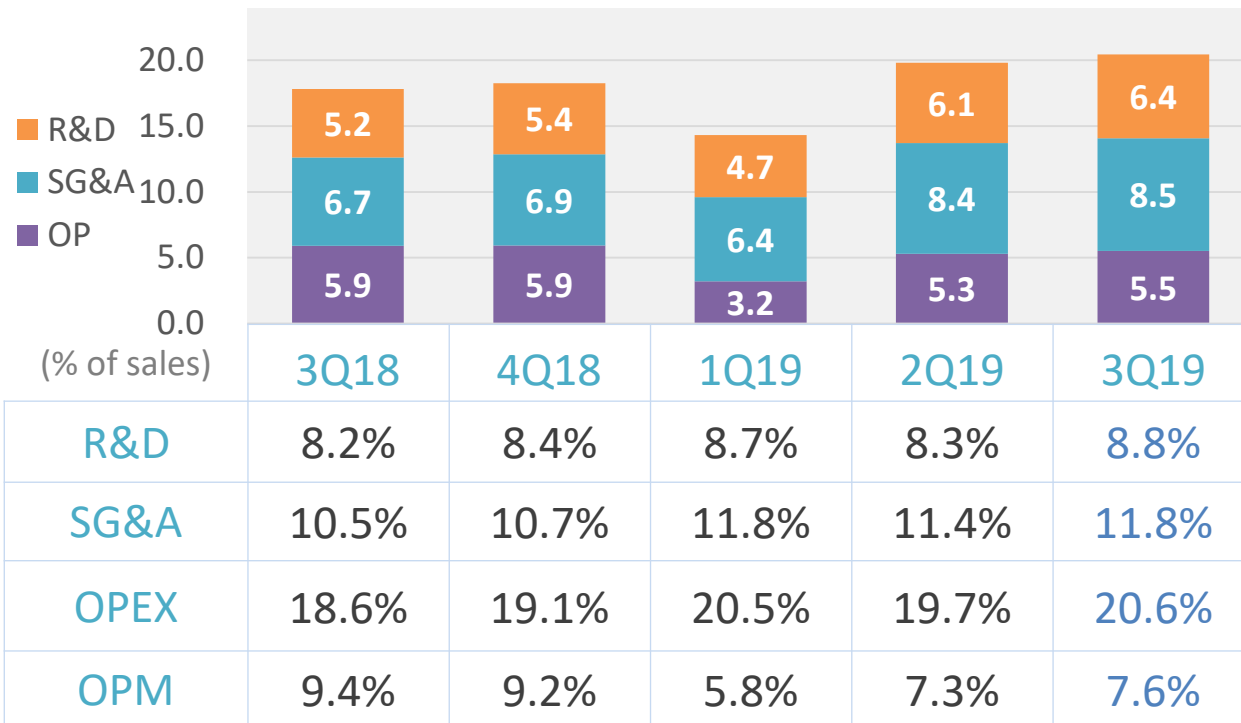


	y/y 年對年	q/q 季對季
Sales 營收	+14%	-1%
GP 毛利	+15%	+3%

Operating Profits & Expenses

營業淨利及費用

NT\$ billion
新台幣十億元

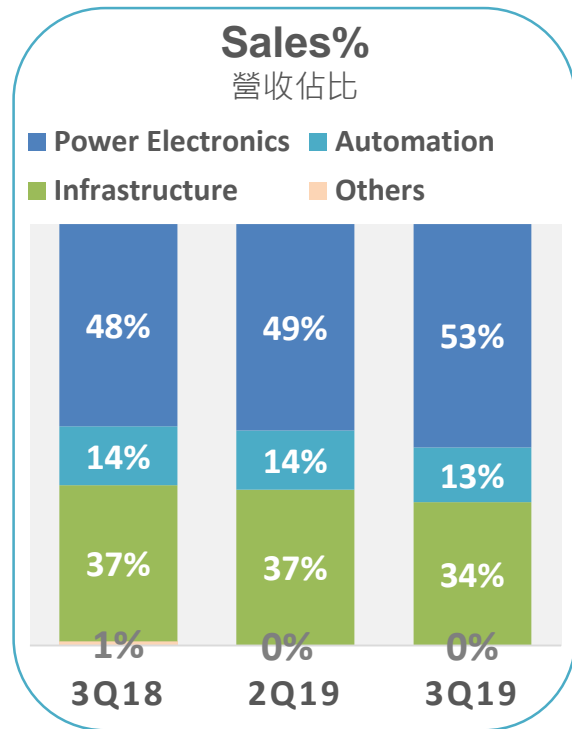


	y/y 年對年	q/q 季對季
R&D 研發費用	+25%	+4%
SG&A 銷管費用	+27%	+3%
OPEX 總營業費用	+26%	+3%
OPM 營業淨利	-8%	+3%

Performance by Segment

主要部門表現

NT\$ million 新台幣百萬元	Sales		Profits			
	y/y 年對年	q/q 季對季	y/y 年對年	q/q 季對季		
Power Electronics 電源及零組件	38,343	+25%	+6%	5,073	+20%	+23%
Automation 自動化	9,484	+7%	-4%	734	-9%	-20%
Infrastructure 基礎設施	24,501	+4%	-9%	1,285	-39%	-30%

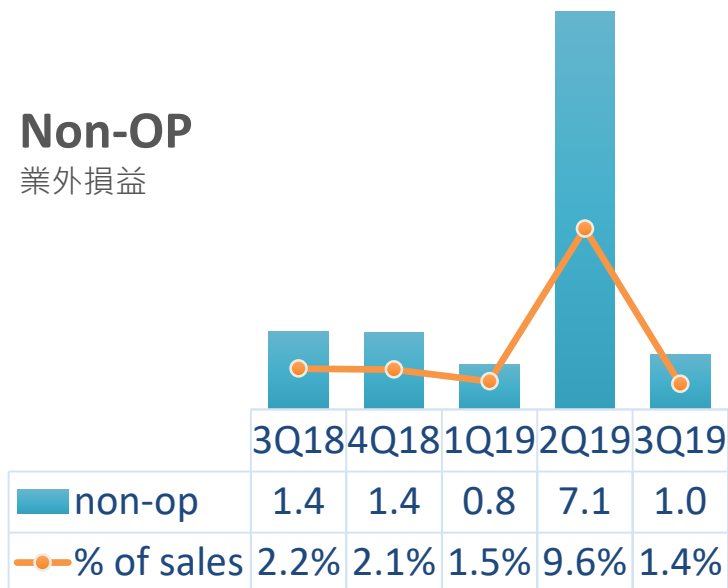


Non-operating Profits

業外損益

NT\$ billion
新台幣十億元

Non-OP 業外損益



NT\$ million 新台幣百萬元	3Q18	2Q19	3Q19
Gain on disposal of investment 處分投資損益	0	5,909	0
Interest income 利息收益	49	34	(11)
FX income 匯兌損益	205	115	278
Others 其他	1,132	1,015	717
Total 合計	1,386	7,073	984

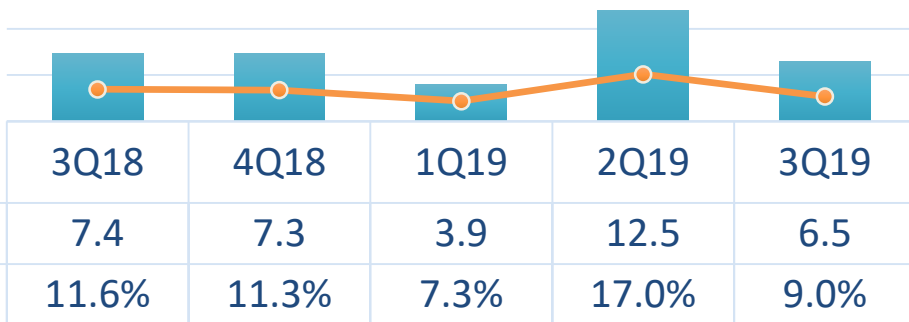
Profits before Tax v.s EBITA

稅前淨利及息稅折舊及攤銷前利潤

Profits before tax

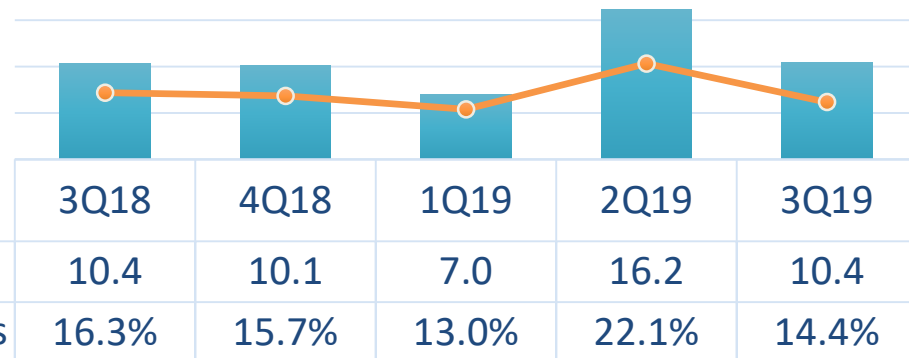
稅前淨利

NT\$ billion
新台幣十億元



EBITA

息稅折舊及攤銷前利潤



	y/y 年對年	q/q 季對季
Profits before tax 稅前淨利	-12%	-48%
EBITA 息稅折舊及攤銷前利潤	+1%	-36%

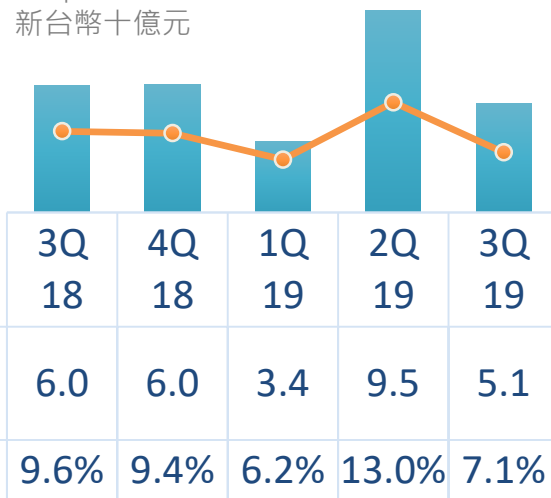
Net Profits after Tax

稅後淨利

Net profits after tax

稅後淨利

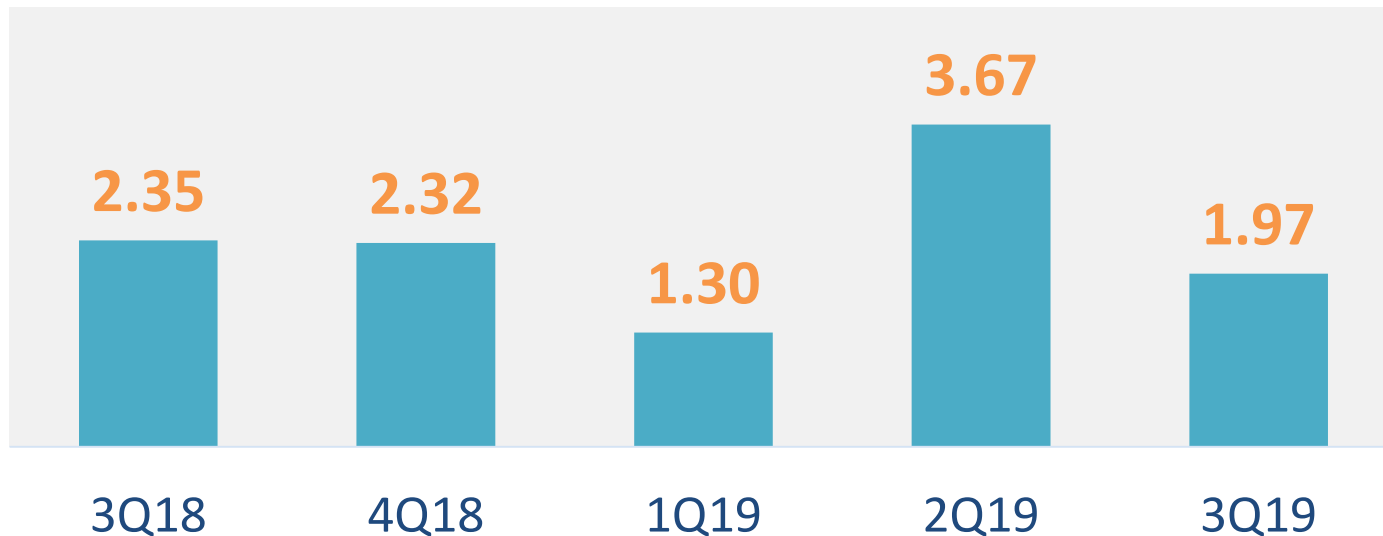
NT\$ billion
新台幣十億元



	y/y		q/q	
Net profits after tax	-16%		-46%	

NT\$ million 新台幣百萬元	3Q18	2Q19	3Q19
Profit before income tax 稅前淨利	7,355	12,442	6,505
Income tax 所得稅	(1,125)	(2,425)	(1,162)
Non-controlling interest 非控制權益	(140)	(487)	(213)
Net profit after tax 稅後淨利	6,090	9,530	5,130

Unit: NT\$
新台幣元



*EPS based on shares outstanding of 2,598 million.

每股盈餘之設算基於在外流通股數25.98億股。



YT3Q 2019 Financial Results

2019年前三季結算數字

Sales Revenues & Gross Profits

合併營收及毛利

NT\$ billion
新台幣十億元

Sales
營收



■ Sales

YT3Q18

YT3Q19

172.4

199.9

GP
毛利



■ GP

—●— % of sales

YT3Q18

YT3Q19

45.3

54.5

26.3%

27.3%

y/y
年對年

Sales
營收

+16%

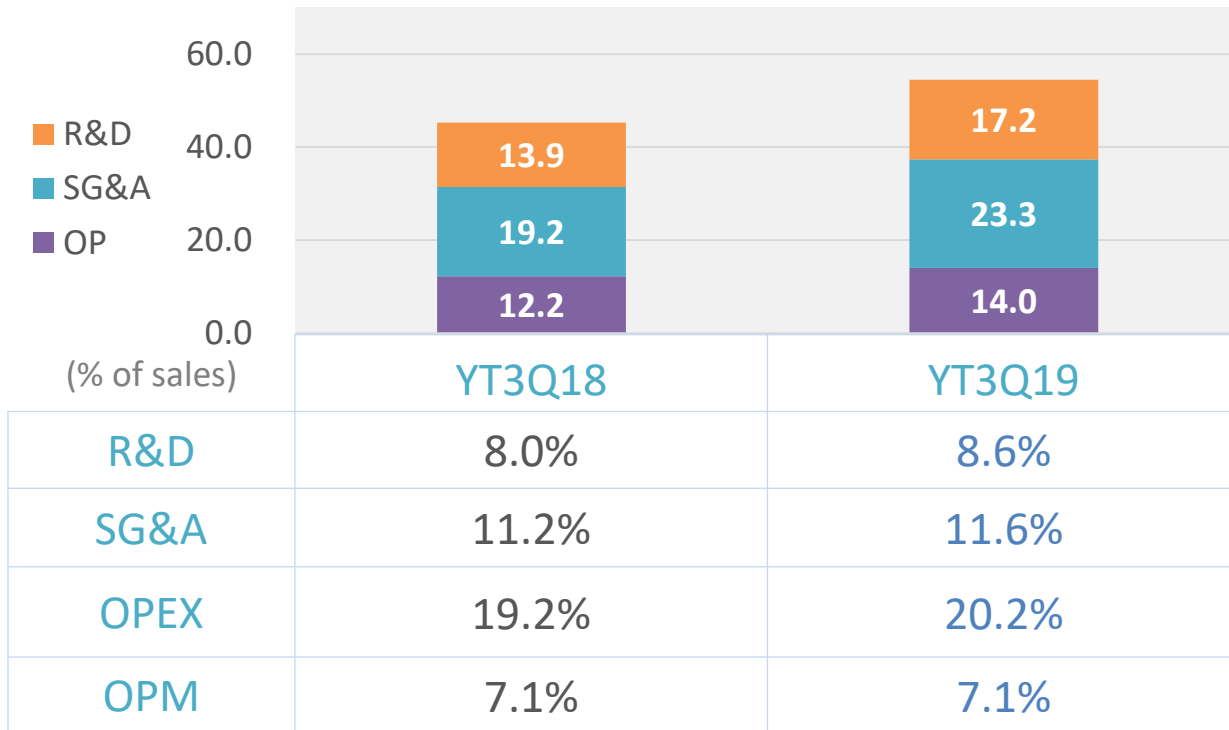
GP
毛利

+20%

Operating Profits & Expenses

營業淨利及費用

NT\$ billion
新台幣十億元

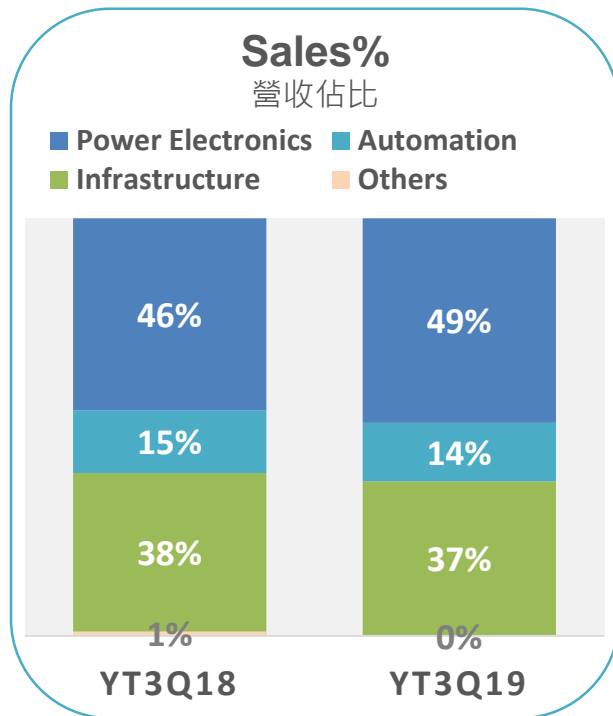


	y/y 年對年
R&D 研發費用	+24%
SG&A 銷管費用	+21%
OPEX 總營業費用	+22%
OPM 營業淨利	+15%

Performance by Segment

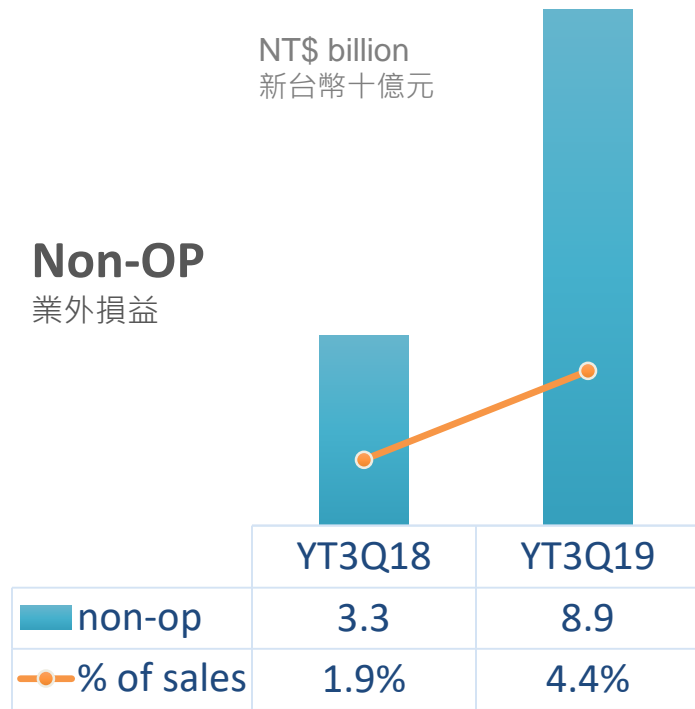
主要部門表現

NT\$ million 新台幣百萬元	Sales		Profits	
		y/y 年對年		y/y 年對年
Power Electronics 電源及零組件	98,121	+25%	11,353	+43%
Automation 自動化	27,980	+6%	2,427	-30%
Infrastructure 基礎設施	73,335	+11%	4,514	+8%



Non-operating Profits

業外損益



NT\$ million 新台幣百萬元	YT3Q18	YT3Q19
Gain on disposal of investment 處分投資損益	0	5,813
Interest income 利息收益	185	117
FX income 匯兌損益	268	481
Others 其他	2,808	2,455
Total 合計	3,261	8,866

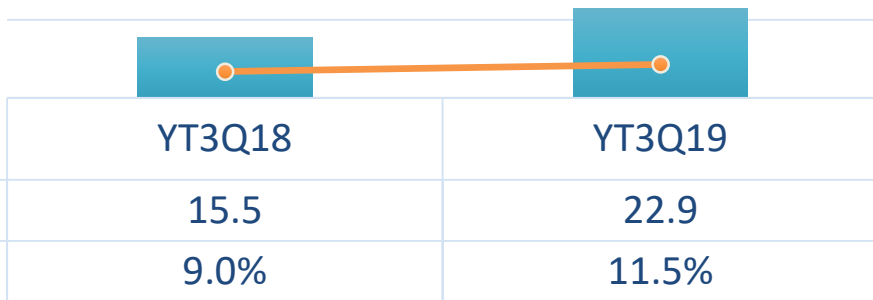
Profits before Tax v.s EBITA

稅前淨利及息稅折舊及攤銷前利潤

Profits before tax


稅前淨利

NT\$ billion
新台幣十億元



EBITA

息稅折舊及攤銷前利潤



	y/y 年對年
Profits before tax 稅前淨利	+48%
EBITA 息稅折舊及攤銷前利潤	+38%

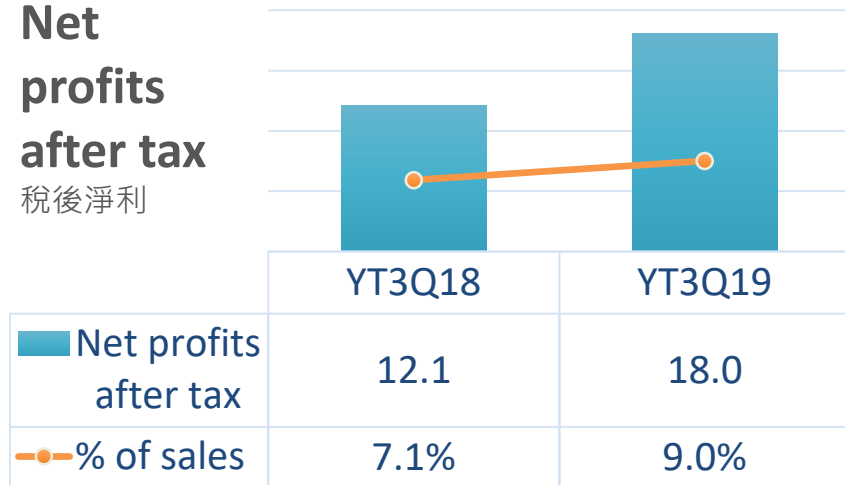
Net Profits after Tax

稅後淨利

NT\$ billion
新台幣十億元

Net profits after tax

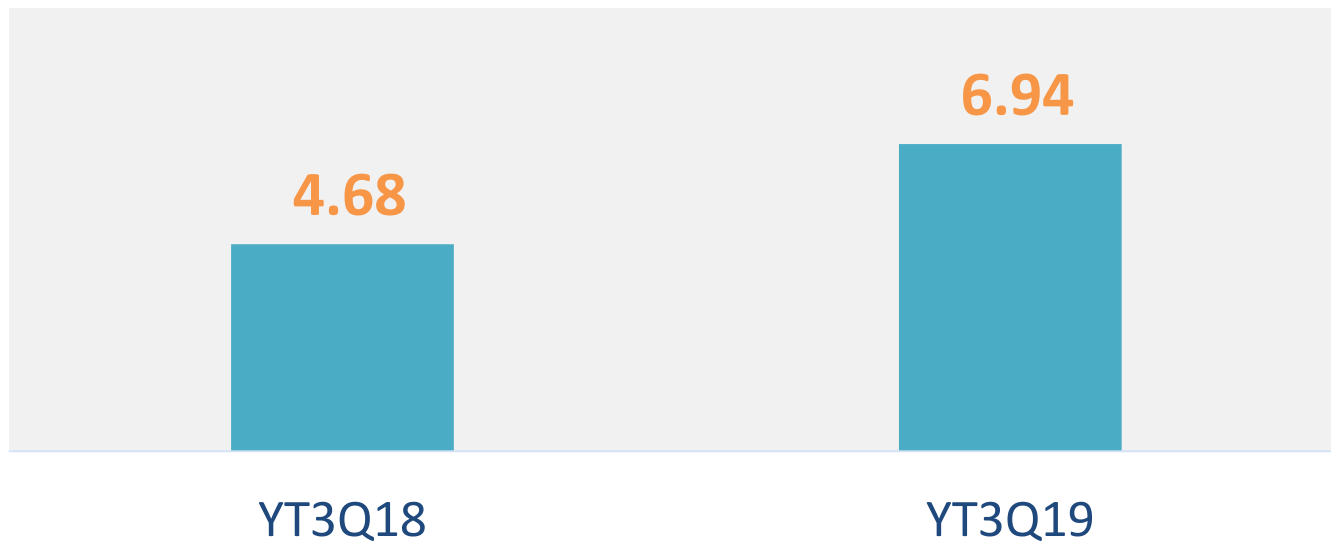
稅後淨利



	y/y
Net profits after tax	+48%

NT\$ million 新台幣百萬元	YT3Q18	YT3Q19
Profit before income tax 稅前淨利	15,506	22,894
Income tax 所得稅	(2,981)	(4,076)
Non-controlling interest 非控制權益	(376)	(786)
Net profit after tax 稅後淨利	12,149	18,032

Unit: NT\$
新台幣元



*EPS based on shares outstanding of 2,598 million
每股盈餘之設算基於在外流通股數25.98億股。



電源及零組件
Power Electronics

- **Power supplies**
電源供應器
- **Fans & thermal**
風扇及散熱管理
- **Passive components**
被動元件
- **On-board EV solutions**
汽車電子



自動化
Automation

- **Industrial automation**
工業自動化
- **Building automation**
樓宇自動化



基礎設施
Infrastructure

- **ICT infrastructure**
資通訊基礎設施
 - ✓ **Telecom power**
通信電源
 - ✓ **Datacenter solutions**
資料中心解決方案
 - ✓ **Networking**
網通系統
- **EIS infrastructure**
能源基礎設施
 - ✓ **Off-board EV charger**
電動車充電設備
 - ✓ **Renewable energy**
可再生能源
 - ✓ **Display**
視訊系統
 - ✓ **Medical & industrial power**
醫療及工業電源

Smarter. Greener. Together.

To learn more about Delta, please visit www.deltaww.com

