

# 台達電子2021年第三季財報法人說明會

## 線上Q&A說明

- 會議將於 [10/29 15:00](#) 準時開始
- 與會者可於線上進行提問
- 提問前請先輸入您所屬的代表機構及姓名
- 如無法線上提問，請聯絡技術團隊 (02)8797-2088 # 5074

## Delta Electronics, Inc.

## Q3 2021 Results Analyst Meeting

### Instructions of online Q&A

- [The meeting will start at 15:00, Oct 29](#)
- Participants may raise your questions via textbox  
Please identify your name and company before asking questions
- Please contact our IT team should you encounter any technical issues: (02)8797-2088 # 5074



# Delta Electronics, Inc. Q3 2021 Results

台達電子2021年第三季財報法人說明會

29 Oct 2021



- **The financial numbers hereby are based on International Financial Reporting Standards (IFRS)**

本簡報財務數字係根據國際財務報導準則編製

- **Cumulative consolidated numbers were reviewed by CPA**

合併數字經會計師查閱簽證



# Q3 2021 Financial Results

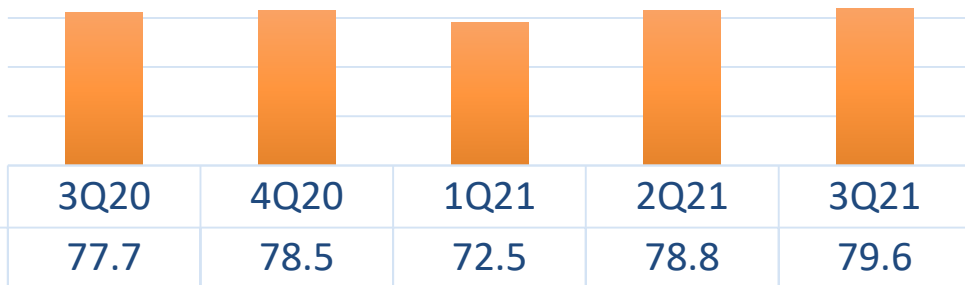
2021年第三季結算數字

# Sales Revenues & Gross Profits

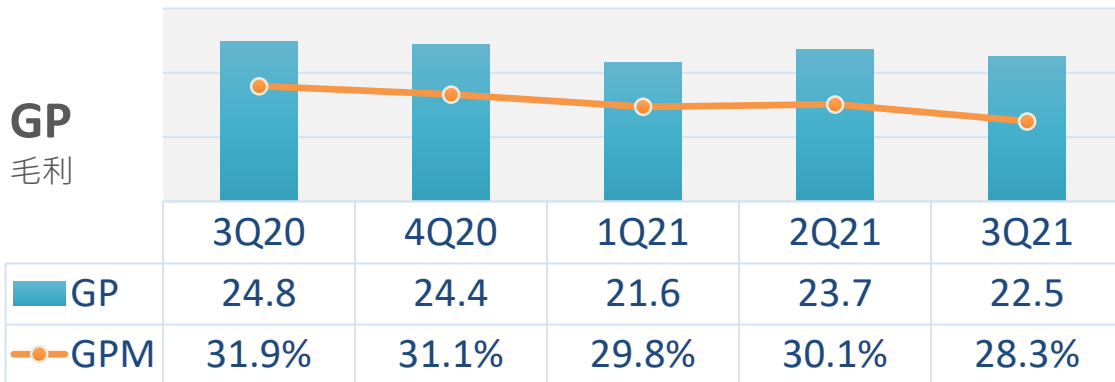
合併營收及毛利

NT\$ billion  
新台幣十億元

**Sales**  
營收



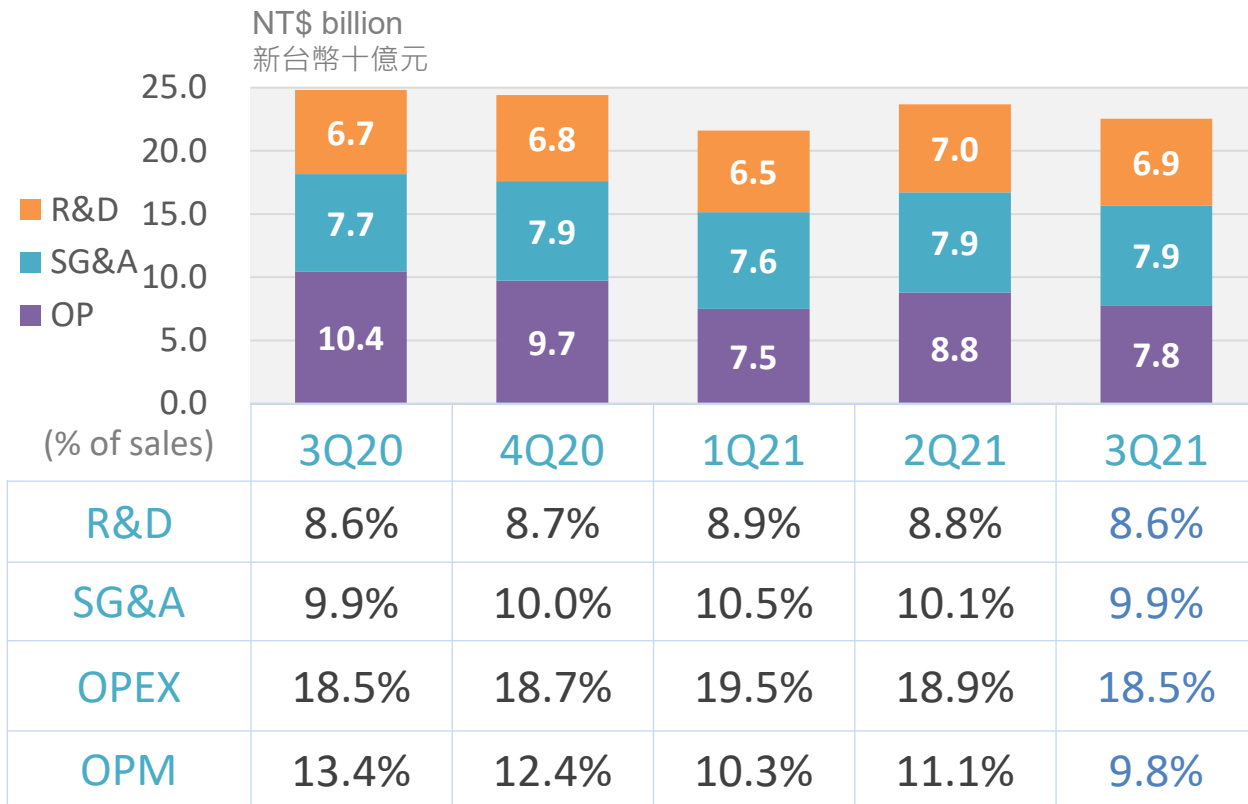
**GP**  
毛利



	y/y 年對年	q/q 季對季
Sales 營收	+3%	+1%
GP 毛利	-9%	-5%

# Operating Profits & Expenses

營業淨利及費用



	y/y 年對年	q/q 季對季
R&D 研發費用	+4%	-1%
SG&A 銷管費用	+2%	-1%
OPEX 總營業費用	+3%	-1%
OP 營業淨利	-26%	-11%

# Performance by Segment

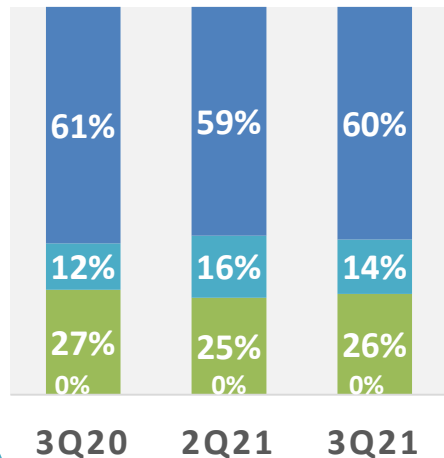
主要部門表現

NT\$ million 新台幣百萬元	Sales		Profits			
	y/y 年對年	q/q 季對季	y/y 年對年	q/q 季對季		
Power Electronics 電源及零組件	47,730	+2%	+2%	5,681	-22%	+4%
Automation 自動化	11,283	+16%	-8%	908	-17%	-48%
Infrastructure 基礎設施	20,564	-2%	+5%	1,189	-43%	-24%

## Sales%

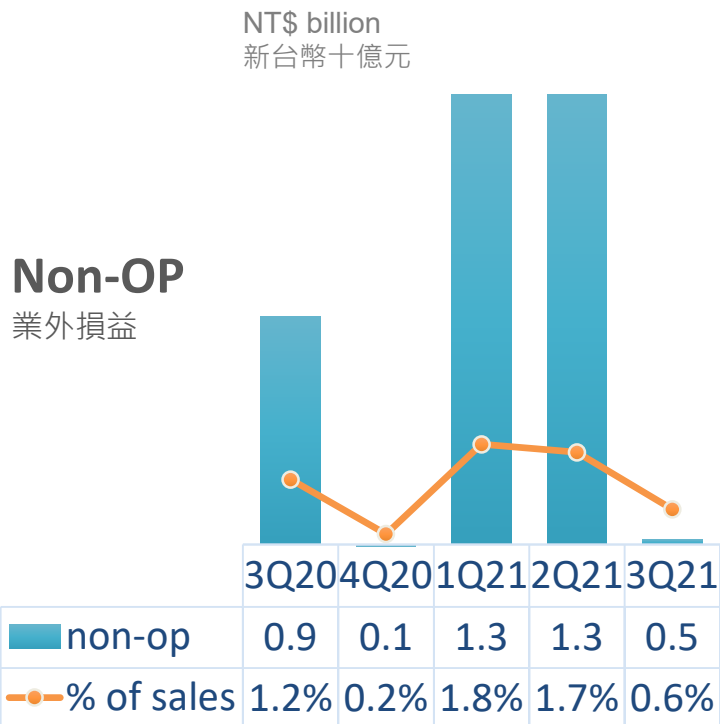
營收佔比

- Power Electronics
- Automation
- Infrastructure
- Others



# Non-operating Profits

業外損益



NT\$ million 新台幣百萬元	3Q20	2Q21	3Q21
Gain on disposal of investment 處分投資損益	(3)	90	0
Interest income 利息收益	38	41	44
FX income 匯兌損益	96	316	412
Others 其他	782	854	53
<b>Total</b> 合計	<b>913</b>	<b>1,301</b>	<b>509</b>



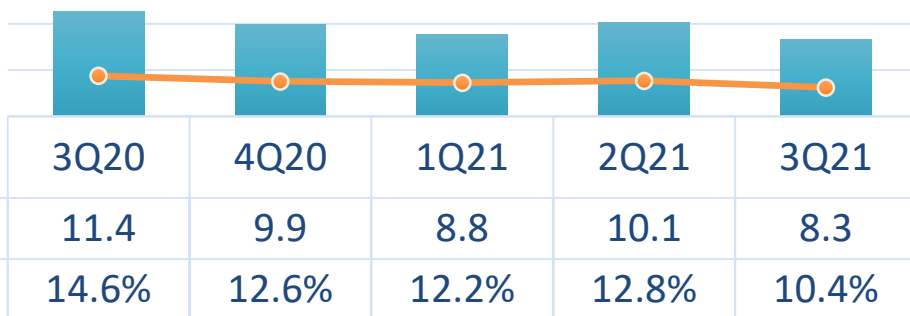
# Profits before Tax v.s EBITDA

稅前淨利及息稅折舊及攤銷前利潤

## Profits before tax

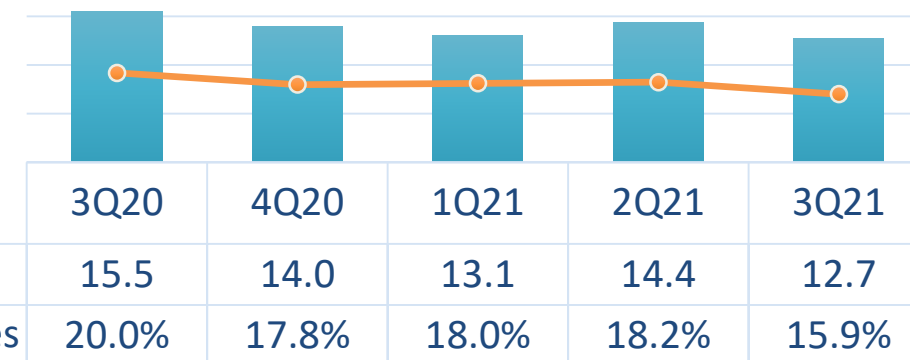
稅前淨利

NT\$ billion  
新台幣十億元



## EBITDA

息稅折舊及攤銷前利潤



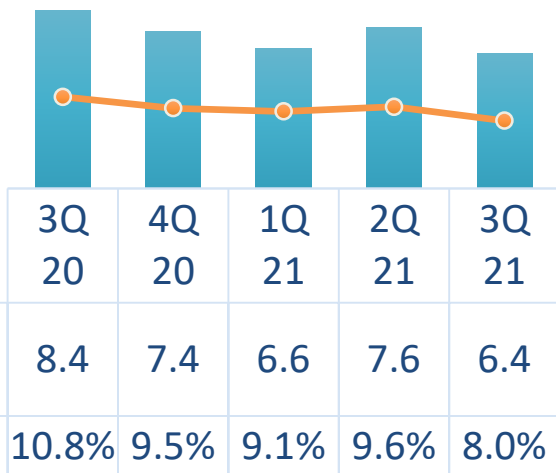
	y/y 年對年	q/q 季對季
Profits before tax 稅前淨利	-27%	-18%
EBITDA 息稅折舊及攤銷前利潤	-18%	-12%



NT\$ billion  
新台幣十億元

## Net profits after tax

稅後淨利



Net profits after tax	8.4	7.4	6.6	7.6	6.4
% of sales	10.8%	9.5%	9.1%	9.6%	8.0%

	y/y	q/q
Net profits after tax	-24%	-16%

## Net Profits after Tax

稅後淨利

NT\$ million 新台幣百萬元	3Q20	2Q21	3Q21
Profit before income tax 稅前淨利	11,361	10,081	8,287
Income tax 所得稅	(2,246)	(2,017)	(1,689)
Non-controlling interest 非控制權益	(725)	(474)	(229)
<b>Net profit after tax 稅後淨利</b>	<b>8,390</b>	<b>7,590</b>	<b>6,369</b>



# EPS

每股淨利

Unit: NT\$  
新台幣元



\*EPS based on shares outstanding of 2,598 million.

每股盈餘之設算基於在外流通股數25.98億股。



# YT3Q 2021 Financial Results

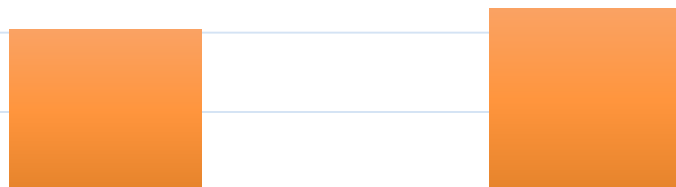
2021年前三季結算數字

# Sales Revenues & Gross Profits

合併營收及毛利

NT\$ billion  
新台幣十億元

**Sales**  
營收



■ Sales


YT3Q20

YT3Q21

204.1

230.9

**GP**  
毛利



■ GP

—●— % of sales

YT3Q20

YT3Q21

62.8

67.8

30.8%

29.4%

y/y  
年對年

Sales  
營收

+13%

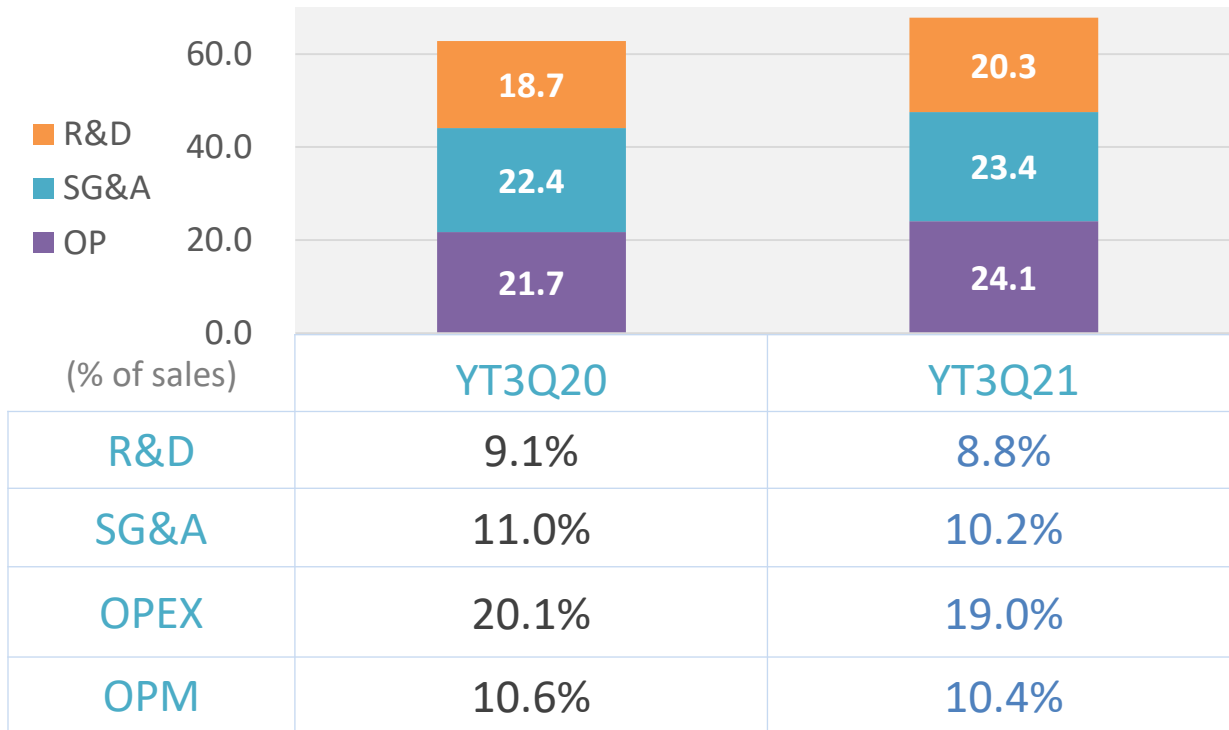
GP  
毛利

+8%

# Operating Profits & Expenses

營業淨利及費用

NT\$ billion  
新台幣十億元

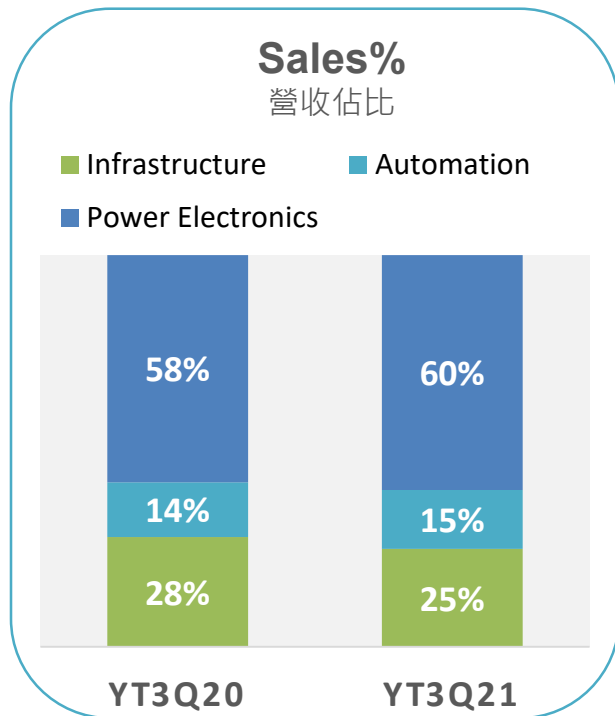


	y/y 年對年
R&D 研發費用	+9%
SG&A 銷管費用	+5%
OPEX 總營業費用	+6%
OP 營業淨利	+11%

# Performance by Segment

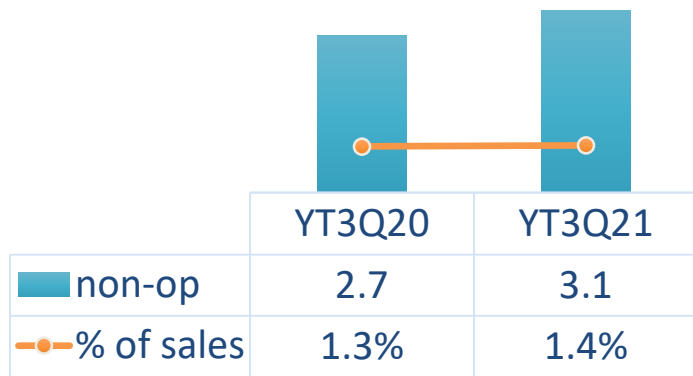
主要部門表現

NT\$ million 新台幣百萬元	Sales		Profits	
		y/y 年對年		y/y 年對年
Power Electronics 電源及零組件	138,091	+17%	16,200	+8%
Automation 自動化	34,216	+19%	3,929	+44%
Infrastructure 基礎設施	58,379	+2%	3,931	-1%



NT\$ billion  
新台幣十億元

### Non-OP 業外損益



NT\$ million 新台幣百萬元	YT3Q20	YT3Q21
Gain on disposal of investment 處分投資損益	(80)	90
Interest income 利息收益	136	133
FX income 匯兌損益	512	1,035
Others 其他	2,131	1,865
<b>Total</b> 合計	<b>2,699</b>	<b>3,123</b>




# Profits before Tax v.s EBITA

稅前淨利及息稅折舊及攤銷前利潤

## Profits before tax

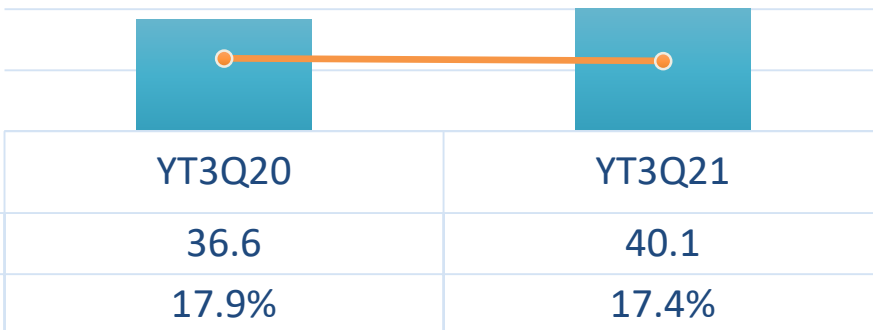
稅前淨利

NT\$ billion  
新台幣十億元



## EBITA

息稅折舊及攤銷前利潤



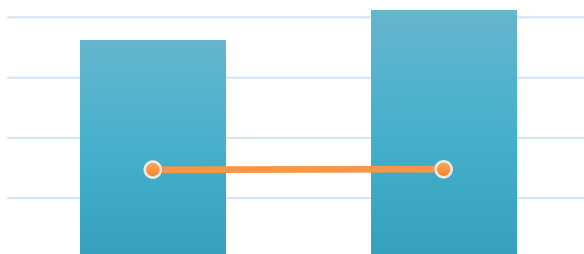
	y/y 年對年
Profits before tax 稅前淨利	+11%
EBITA 息稅折舊及攤銷前利潤	+10%

# Net Profits after Tax

稅後淨利

NT\$ billion  
新台幣十億元

**Net profits after tax**  
稅後淨利

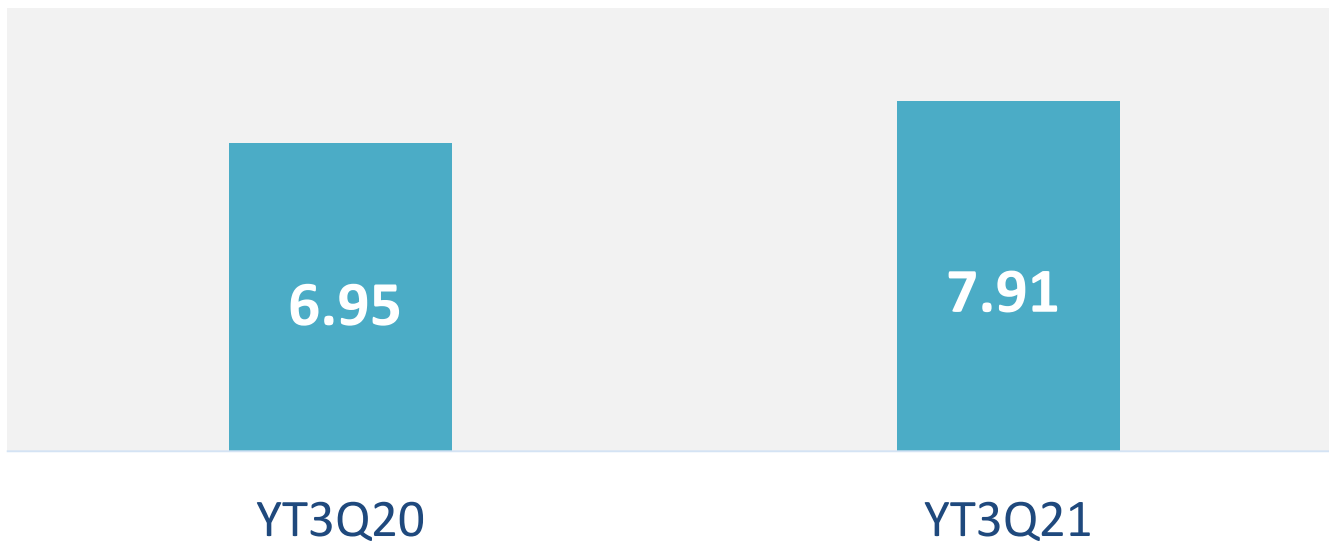


	YT3Q20	YT3Q21
Net profits after tax	18.1	20.5
% of sales	8.8%	8.9%

	y/y
Net profits after tax	+14%

NT\$ million 新台幣百萬元	YT3Q20	YT3Q21
Profit before income tax 稅前淨利	24,391	27,183
Income tax 所得稅	(4,928)	(5,478)
Non-controlling interest 非控制權益	(1,409)	(1,166)
<b>Net profit after tax 稅後淨利</b>	<b>18,054</b>	<b>20,539</b>

Unit: NT\$  
新台幣元



\*EPS based on shares outstanding of 2,598 million  
每股盈餘之設算基於在外流通股數25.98億股。



電源及零組件  
Power Electronics

- **Power supplies**  
電源供應器
- **Fans & thermal**  
風扇及散熱管理
- **Passive components**  
被動元件
- **On-board EV solutions**  
汽車電子



自動化  
Automation

- **Industrial automation**  
工業自動化
- **Building automation**  
樓宇自動化



基礎設施  
Infrastructure

- **ICT infrastructure**  
資通訊基礎設施
  - ✓ **Telecom power**  
通信電源
  - ✓ **Datacenter solutions**  
資料中心解決方案
  - ✓ **Networking**  
網通系統
- **EIS infrastructure**  
能源基礎設施
  - ✓ **Off-board EV charger**  
電動車充電設備
  - ✓ **Renewable energy & Energy Storage System**  
可再生能源及儲能設備
  - ✓ **Display**  
視訊系統

# Smarter. Greener. Together.

To learn more about Delta, please visit [www.deltaww.com](http://www.deltaww.com)

